












## META Single-lever basin mixer without pop-up waste - Brushed Champagne (22kt Gold)

META

33 526 660



- 125mm projection
- fixed spout
- circular, air-enriched flow
- height of mixer 133 mm
- height up to aerator 52 mm
- hole diameter 35 mm
- 2x screw-in M 8 x 1 pressure hose, leak-tested
- max. flow 5.7 l/min
- lead-free
- This product can help a building meet the requirements of Green Building Rating Systems, e.g. LEED®, BREEAM®, DGNB
- WRAS 2003058

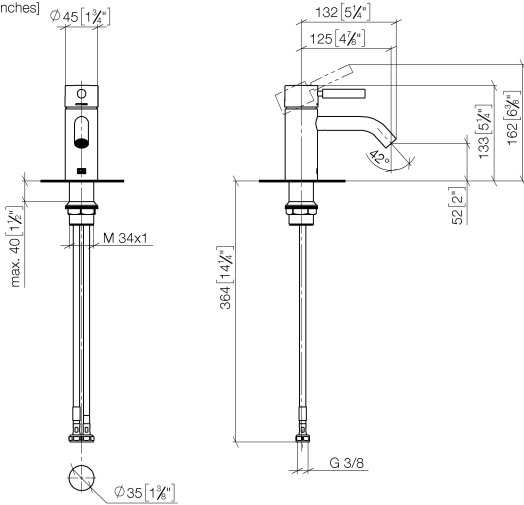
	Brushed Champagne (22kt Gold)	33 526 660-46
	Chrome	33 526 660-00
	Brushed Platinum	33 526 660-06
	Dark Chrome	33 526 660-19
	Light Gold	33 526 660-26
	Brushed Light Gold	33 526 660-27
	Matte Black	33 526 660-33
	Brushed Bronze	33 526 660-42
	Champagne (22kt Gold)	33 526 660-47
	Brushed Chrome	33 526 660-93
	Brushed Dark Platinum	33 526 660-99

## META Single-lever basin mixer without pop-up waste - Brushed Champagne (22kt Gold)

META

33 526 660

mm [inches]



### Flow rate chart



# META Single-lever basin mixer without pop-up waste - Brushed Champagne (22kt Gold)

META

33 526 660

**Product version from 1/23/2020**

Parts for other  
finishes can be found  
here: [Chrome](#)





META Single-lever basin mixer without pop-up waste - Brushed Champagne  
(22kt Gold)

META

33 526 660

**Spare parts list**

**Product version from 1/23/2020**

No.	Item Number	Name	Quantity used	Delivery time
	90 20 66 002 00-46	handle	9	30