

Showerpipe with shower thermostat without hand shower - Chrome

IMO

34 460 979



Fits: IMO, LULU, TARA, LISSÉ, VAIA, META

- shower with fixed riser projection 453mm
- overhead shower: rain flow
- rain shower Ø 300 mm
- rain shower with anti-scale system
- max. rainshower flow 14 l/min
- Function from: 10 l/min
- rotary diverter with volume control and shut-off function
- slide-on rosettes Ø 70 mm
- height of fittings up to rain shower (bottom edge) 1009mm
- height of fittings up to top edge of elbow 1150mm
- gauge 150 mm - 13 mm
- metal shower hose 1750mm with integrated anti-twist protection
- 1/2" connection
- slide bar
- Pipe diameter 23.5 mm
- quick clearing

This article does not include a hand shower!

Intrinsic protection against back flow.

	Chrome	34 460 979-00
	Brushed Platinum	34 460 979-06
	Platinum	34 460 979-08
	Dark Chrome	34 460 979-19
	Dark Chrome	34 460 979-19 0010
	Brushed Durabrass (23kt Gold)	34 460 979-28
	Matte Black	34 460 979-33
	Brushed Champagne (22kt Gold)	34 460 979-46
	Champagne (22kt Gold)	34 460 979-47
	Brushed Chrome	34 460 979-93
	Brushed Dark Platinum	34 460 979-99

Required miscellaneous

	Hand shower FlowReduce - Chrome	28 016 979-00 0010
--	--	--------------------

Required miscellaneous

	Hand shower - Chrome	28 017 979-00
--	-----------------------------	---------------

Required miscellaneous

	Hand shower - Chrome	28 012 979-00
--	-----------------------------	---------------

Required miscellaneous

	Hand shower FlowReduce - Chrome	28 018 979-00 0010
--	--	--------------------

Required miscellaneous

	Hand shower FlowReduce - Chrome	28 012 979-00 0010
--	--	--------------------

Required miscellaneous

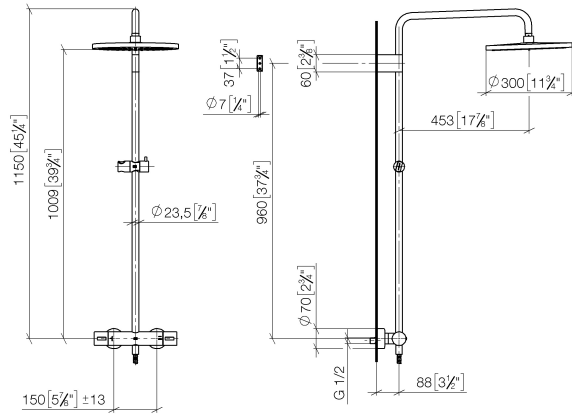
	Hand shower - Chrome	28 016 979-00
--	-----------------------------	---------------

Required miscellaneous

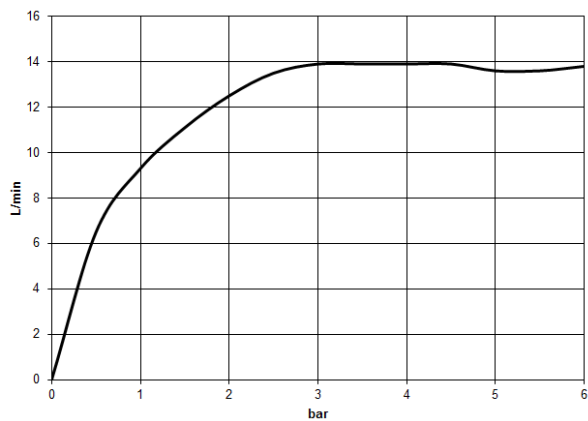
	Hand shower - Chrome	28 018 979-00
--	-----------------------------	---------------

34 460 979

mm [inches]
1:10



Flow rate chart



Certificates

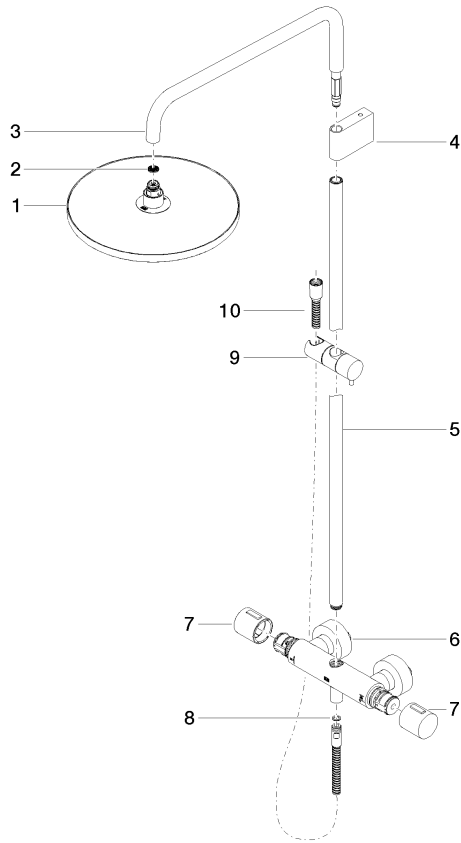
DVGW_DW-
6509DN0123.

LGA_29987.

Belgaqua_21-032-
27_5.

WRAS_2204013.

34 460 979



Spare parts list

No.	Item Number	Name	Quantity used	Delivery time
1	04 12 05 091 00-00	shower	1	10
2	09 23 01 039 90	sieve	1	2
3	90 28 22 348 00-00	pipe	1	10
4	90 17 11 150 00-00	holder	1	10
5	90 28 22 349 00-00	pipe	1	10
6	04 17 01 250 00-00	connection	1	10
7	90 17 33 015 00-00	handle	2	10
8	90 14 20 026 00 90	seal	1	2
9	12 570 970-00	Slide unit - Chrome	1	10
10	28 322 970-00	Metal shower hose 1/2" x 3/8" x 1750 mm - Chrome	1	2