








LISSE Concealed single-lever mixer with diverter - Chrome

LISSE

36 120 845
Product version from 3/9/2016 to 2/20/2020



- automatic diverter
- cover plate 150 x 90 mm
- WRAS

	Chrome	36 120 845-00
	Brushed Platinum	36 120 845-06
	Dark Chrome	36 120 845-19
	Brushed Light Gold	36 120 845-27
	Matte Black	36 120 845-33
	Brushed Chrome	36 120 845-93
	Brushed Dark Platinum	36 120 845-99

Required miscellaneous



Concealed single-lever mixer with backflow preventor -

35 021 970 90

- max. recess depth 105 mm
- min. recess depth 80 mm

Recommended miscellaneous



xGRID Attachment set for integrating in the dry wall construction -

12 340 970 90

Required miscellaneous



Concealed single-lever mixer -

35 020 970 90

- max. recess depth 105 mm
- min. recess depth 80 mm

Required miscellaneous



xGRID Installation track 555 mm -

12 360 970 90



Flow rate chart



Codes & Standards

DIN 4109

ISO 3822

Scottish Water
Byelaws

UK Water Supply
Regulations

Ü-Zeichen



LISSE Concealed single-lever mixer with diverter - Chrome

LISSE

36 120 845 Product version from 3/9/2016 to 2/20/2020

Certificates and sustainability

LGA_19

WRAS_2207



Spare parts list

No.	Item Number	Name	Quantity used	Delivery time
	3 09 14 10 084 90	seal	1.00	2
	9 90 31 09 139 00-00	pull-rod	1.00	10
	1 90 15 05 039 00 90	cartridge	1.00	2
	4 09 11 02 301-00	plate	1.00	10
	5 09 11 02 260-00	sleeve	1.00	10
	10 90 21 34 081 00 90	diverter	1.00	2
	8 90 31 20 087 00-00	plug	1.00	10
	6 09 20 84 022-00	handle	1.00	10
	2 09 24 04 448 90	nut	1.00	2
	11 90 30 09 064 00 90	key	1.00	2
	7 90 31 11 030 00 90	pin	1.00	2