








## LISSE Concealed single-lever mixer with diverter - Brushed Platinum

LISSE

36 120 845 Product version from 3/9/2016 to 2/20/2020



- automatic diverter
- cover plate 150 x 90 mm
- WRAS

	Brushed Platinum	36 120 845-06
	Chrome	36 120 845-00
	Dark Chrome	36 120 845-19
	Brushed Light Gold	36 120 845-27
	Matte Black	36 120 845-33
	Brushed Chrome	36 120 845-93
	Brushed Dark Platinum	36 120 845-99

### Required miscellaneous



- Concealed single-lever mixer -** 35 020 970 90
- max. recess depth 105 mm
  - min. recess depth 80 mm

### Recommended miscellaneous



- xGRID Attachment set for integrating in the dry wall construction -** 12 340 970 90

### Required miscellaneous



- Concealed single-lever mixer with backflow preventor -** 35 021 970 90
- max. recess depth 105 mm
  - min. recess depth 80 mm

### Required miscellaneous



- xGRID Installation track 555 mm -** 12 360 970 90



Flow rate chart



## Codes & Standards

DIN 4109

ISO 3822

Scottish Water  
Byelaws

UK Water Supply  
Regulations

Ü-Zeichen



## LISSE Concealed single-lever mixer with diverter - Brushed Platinum

---

LISSE

36 120 845 Product version from 3/9/2016 to 2/20/2020

### Certificates and sustainability

---

LGA\_19

WRAS\_2207



## Spare parts list

No.	Item Number	Name	Quantity used	Delivery time
8	90 31 20 087 00-06	plug	1.00	10
4	09 11 02 301-06	plate	1.00	10
9	90 31 09 139 00-06	pull-rod	1.00	10
6	09 20 84 022-06	handle	1.00	10
5	09 11 02 260-06	sleeve	1.00	10
1	90 15 05 039 00 90	cartridge	1.00	2
10	90 21 34 081 00 90	diverter	1.00	2
3	09 14 10 084 90	seal	1.00	2
2	09 24 04 448 90	nut	1.00	2
7	90 31 11 030 00 90	pin	1.00	2
11	90 30 09 064 00 90	key	1.00	2