

CL.1 Concealed two-way diverter - Brushed Dark Platinum







CL.1

36 200 705


Product version from 4/1/2022



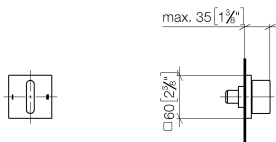
- rotary diverter
- rosette 60 x 60 mm
- WRAS

| | | |
|---|-------------------------------|---------------|
|  | Brushed Dark Platinum | 36 200 705-99 |
|  | Chrome | 36 200 705-00 |
|  | Brushed Platinum | 36 200 705-06 |
|  | Dark Chrome | 36 200 705-19 |
|  | Brushed Champagne (22kt Gold) | 36 200 705-46 |
|  | Champagne (22kt Gold) | 36 200 705-47 |

Required miscellaneous

| | | |
|---|---|---------------|
|  | <div>Concealed two-way diverter -</div> <div> <ul style="list-style-type: none"> •max. recess depth 160 mm •min. recess depth 115 mm </div> | 35 202 970 90 |
|---|---|---------------|

mm [inches]



Flow rate chart



Codes & Standards

| | | | |
|----------|----------|---------------------------|--------------------------------|
| DIN 4109 | ISO 3822 | Scottish Water Byelaws | UK Water Supply Regulations |
|----------|----------|---------------------------|--------------------------------|

Ü-Zeichen



CL.1 Concealed two-way diverter - Brushed Dark Platinum

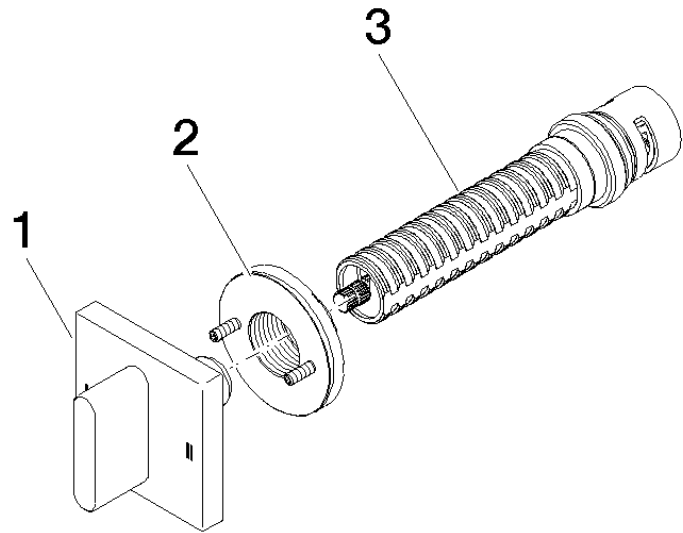
CL.1

36 200 705 Product version from 4/1/2022

Certificates and sustainability

LGA_38

WRAS_2307



Spare parts list

| No. | Item Number | Name | Quantity used | Delivery time |
|-----|--------------------|----------|---------------|---------------|
| 3 | 90 90 03 304 10 90 | diverter | 1.00 | 2 |
| 2 | 90 21 02 181 00 90 | disc | 1.00 | 2 |
| 1 | 90 20 70 051 08-99 | handle | 1.00 | 20 |