







CL.1 Concealed three-way diverter - Brushed Dark Platinum

CL.1


36 211 705 Product version from 4/1/2022



- rotary diverter
- rosette 60 x 60 mm
- WRAS

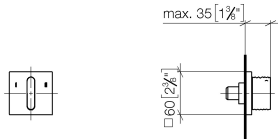
	Brushed Dark Platinum	36 211 705-99
	Chrome	36 211 705-00
	Brushed Platinum	36 211 705-06
	Dark Chrome	36 211 705-19
	Brushed Champagne (22kt Gold)	36 211 705-46
	Champagne (22kt Gold)	36 211 705-47

Required miscellaneous

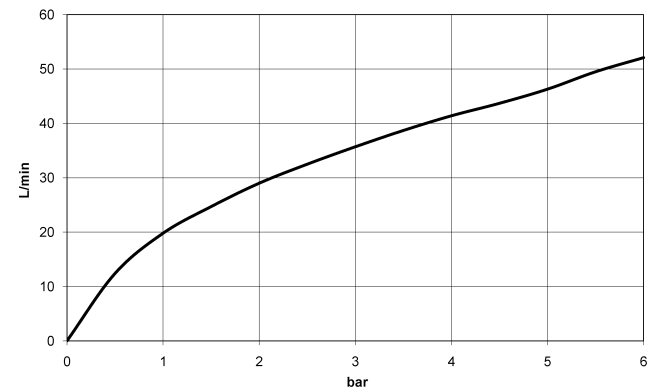
	<div>Concealed three-way diverter -</div> <div> <div>•max. recess depth 160 mm</div> <div>•min. recess depth 115 mm</div> </div>	35 203 970 90
---	--	---------------

36 211 705 Product version from 4/1/2022

mm [inches]



Flow rate chart



Codes & Standards

DIN 4109

ISO 3822

Scottish Water
Byelaws

UK Water Supply
Regulations

Ü-Zeichen



CL.1 Concealed three-way diverter - Brushed Dark Platinum

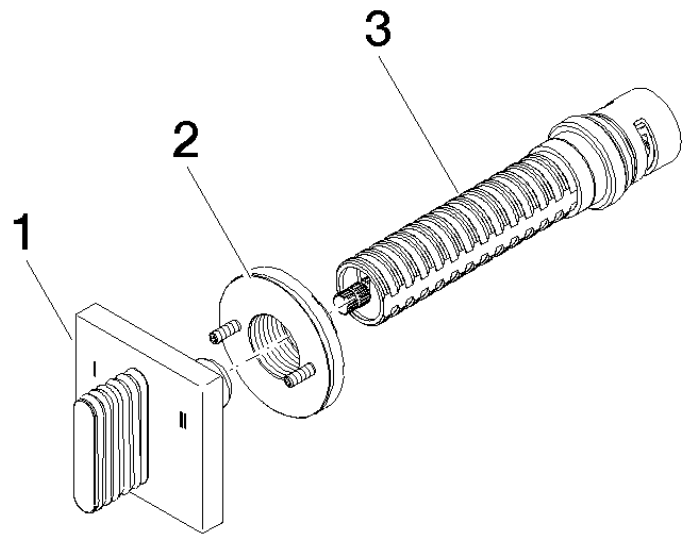
CL.1

36 211 705 Product version from 4/1/2022

Certificates and sustainability

LGA_38

WRAS_2307



Spare parts list

No.	Item Number	Name	Quantity used	Delivery time
2	90 21 02 181 00 90	disc	1.00	2
1	90 20 70 055 10-99	handle	1.00	20
3	90 90 03 303 10 90	diverter	1.00	2