








CL.1 Wall-mounted basin mixer without pop-up waste - Brushed Champagne (22kt Gold)

CL.1

<div>ST 010 201 0705</div> <div>  </div>	<ul style="list-style-type: none"> • 200mm projection • fixed spout • rectangular spray pattern with 40 individual jets • hole diameter valve 35 mm • hole diameter spout 40 mm • rosette 60 x 60 mm • max. flow 4.5 l/min • lead-free • This product can help a building meet the requirements of Green Building Rating Systems, e.g. LEED®, BREEAM®, DGNB 	<div>  Brushed Champagne (22kt Gold) </div>	ST 010 201 0705-46
		<div>  Chrome </div>	ST 010 201 0705-00
		<div>  Brushed Platinum </div>	ST 010 201 0705-06
		<div>  Dark Chrome </div>	ST 010 201 0705-19
		<div>  Champagne (22kt Gold) </div>	ST 010 201 0705-47
		<div>  Brushed Dark Platinum </div>	ST 010 201 0705-99

Individual components of this set

You need the following components for this set

<div>1x</div> <div>  </div>	13 800 705-46	<div>1x</div> <div>  </div>	36 607 706-46
<div>1x</div> <div>  </div>	36 607 707-46		







CL.1 Wall-mounted basin mixer without pop-up waste - Brushed Champagne (22kt Gold)

CL.1

ST 010 201 0705



- 200mm projection
- fixed spout
- rectangular spray pattern with 40 individual jets
- hole diameter 37 mm
- lead-free
- 1/2" connection
- plug-link mounting
- max. flow 4.5 l/min
- This product can help a building meet the requirements of Green Building Rating Systems, e.g. LEED®, BREEAM®, DGNB
- WRAS 1512013

	Brushed Champagne (22kt Gold)	13 800 705-4
	Chrome	13 800 705-0
	Brushed Platinum	13 800 705-0
	Dark Chrome	13 800 705-1
	Champagne (22kt Gold)	13 800 705-4
	Brushed Dark Platinum	13 800 705-9



CL.1 Wall-mounted basin mixer without pop-up waste - Brushed Champagne
(22kt Gold)

CL.1

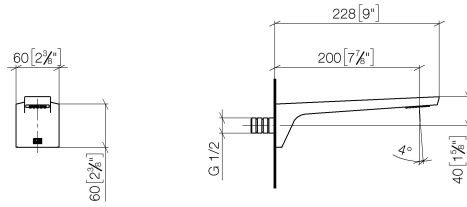
ST 010 201 0705

6
—
10
—
16
—
9
—
.7
—
19
—

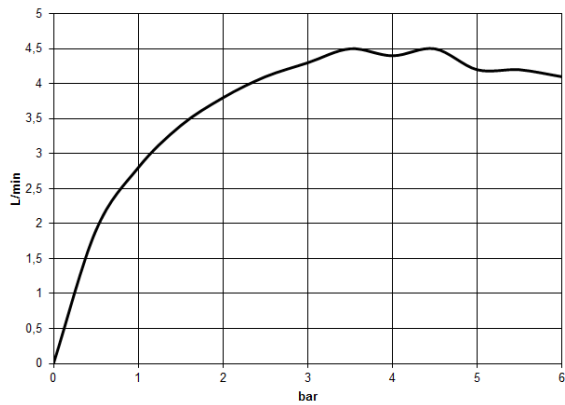
CL.1 Wall-mounted basin mixer without pop-up waste - Brushed Champagne (22kt Gold)

CL.1

ST 010 201 0705
mm [inches]



Flow rate chart



Certificates

IAPMO_N-4

IAPMO_6



CL.1 Wall-mounted basin mixer without pop-up waste - Brushed Champagne
(22kt Gold)

CL.1

ST 010 201 0705

Codes & Standards

NSF372

NSF61

CL.1 Wall-mounted basin mixer without pop-up waste - Brushed Champagne
(22kt Gold)

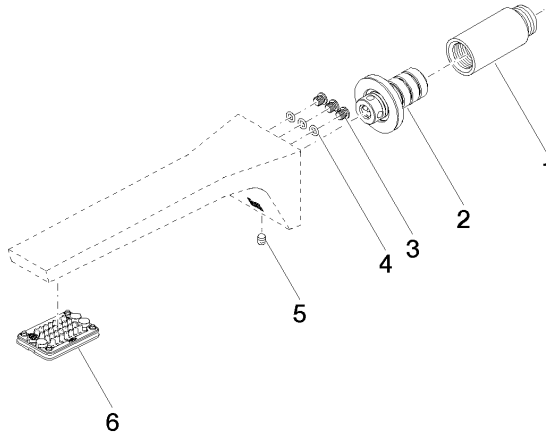
CL.1

ST 010 201 0705

ST 010 201 0705

Product version from 3/9/2015

Parts for other
finishes can be found
here: [Chrome](#)





CL.1 Wall-mounted basin mixer without pop-up waste - Brushed Champagne
(22kt Gold)

CL.1

ST 010 201 0705

Spare parts list

Product version from 3/9/2015

No.	Item Number	Name	Quantity used	Delivery time
	09 24 03 081 10 90	extension	10	2



CL.1 Wall-mounted basin mixer without pop-up waste - Brushed Champagne (22kt Gold)

CL.1

ST 010 201 0705



- rosette 60 x 60 mm
- with cold marking
- head part with cut-to-length spindle and sleeve
- WRAS 2010066

	Brushed Champagne (22kt Gold)	36 607 706-4
	Chrome	36 607 706-0
	Brushed Platinum	36 607 706-0
	Dark Chrome	36 607 706-1
	Champagne (22kt Gold)	36 607 706-4
	Brushed Dark Platinum	36 607 706-9


CL.1 Wall-mounted basin mixer without pop-up waste - Brushed Champagne
(22kt Gold)

CL.1

ST 010 201 0705

6
—
10
—
16
—
9
—
7
—
9
—

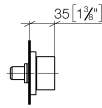
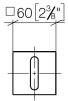
Required miscellaneous

	Wall valve 1/2" -	35 607 970 90
	•max. recess depth 150 mm	
	•min. recess depth 105 mm	

CL.1 Wall-mounted basin mixer without pop-up waste - Brushed Champagne
(22kt Gold)

CL.1

ST 010 201 0705
mm [inches]



Certificates

WRAS_2010

LGA_29



CL.1 Wall-mounted basin mixer without pop-up waste - Brushed Champagne
(22kt Gold)

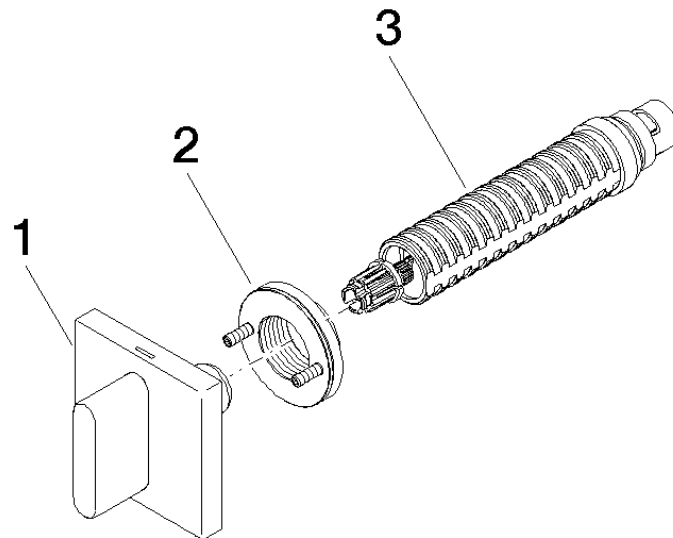
CL.1

ST 010 201 0705

Codes & Standards

DIN 4109	ISO 3822	Scottish Water Byelaws	UK Water Supply Regulations
----------	----------	---------------------------	--------------------------------

Ü-Zeichen





CL.1 Wall-mounted basin mixer without pop-up waste - Brushed Champagne
(22kt Gold)

CL.1

ST 010 201 0705

Spare parts list

Product version from 10/14/2020

No.	Item Number	Name	Quantity used	Delivery time
	90 20 70 051 02-46	handle (cold)	3	30







CL.1 Wall-mounted basin mixer without pop-up waste - Brushed Champagne (22kt Gold)

CL.1

ST 010 201 0705



- rosette 60 x 60 mm
- with hot marking
- head part with cut-to-length spindle and sleeve
- WRAS 2010066

	Brushed Champagne (22kt Gold)	36 607 707-4
	Chrome	36 607 707-0
	Brushed Platinum	36 607 707-0
	Dark Chrome	36 607 707-1
	Champagne (22kt Gold)	36 607 707-4
	Brushed Dark Platinum	36 607 707-9

CL.1 Wall-mounted basin mixer without pop-up waste - Brushed Champagne
(22kt Gold)

CL.1

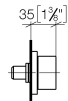
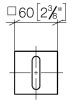
ST 010 201 0705

6
—
10
—
16
—
9
—
.7
—
19
—

CL.1 Wall-mounted basin mixer without pop-up waste - Brushed Champagne (22kt Gold)

CL.1

ST 010 201 0705
mm [inches]



Certificates

WRAS_2010

LGA_29



CL.1 Wall-mounted basin mixer without pop-up waste - Brushed Champagne
(22kt Gold)

CL.1

ST 010 201 0705

Codes & Standards

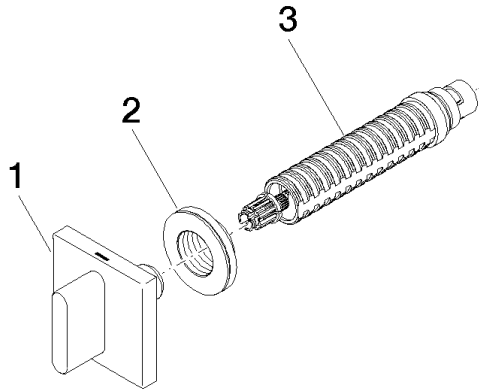
DIN 4109	ISO 3822	Scottish Water Byelaws	UK Water Supply Regulations
----------	----------	---------------------------	--------------------------------

Ü-Zeichen

ST 010 201 0705

Product version from 10/14/2020

Parts for other
finishes can be found
here: Chrome



Spare parts list

Product version from 10/14/2020