

Shower set - Matte Black

TARA

ST 050 201 5660



Fits: TARA, META

- slide bar
- Pipe diameter 18 mm
- rosette Ø 55 mm
- gauge 800 mm
- metal shower hose 1750mm with integrated anti-twist protection
- shower hose connector 3/8"
- Three or five settings: COMPACT RAIN, COMPACT SOFT FLOW, COMPACT AQUAPRESSURE FLOW, max. flow rate 15 l/min (at 3 bar)
- Function from: 7 l/min
- spray head Ø 100mm

| | | |
|--|-------------------------------|--------------------|
|  | Matte Black | ST 050 201 5660-33 |
|  | Chrome | ST 050 201 5660-00 |
|  | Brushed Platinum | ST 050 201 5660-06 |
|  | Platinum | ST 050 201 5660-08 |
|  | Dark Chrome | ST 050 201 5660-19 |
|  | Light Gold | ST 050 201 5660-26 |
|  | Brushed Light Gold | ST 050 201 5660-27 |
|  | Brushed Durabrass (23kt Gold) | ST 050 201 5660-28 |
|  | Brushed Bronze | ST 050 201 5660-42 |
|  | Brushed Champagne (22kt Gold) | ST 050 201 5660-46 |
|  | Champagne (22kt Gold) | ST 050 201 5660-47 |
|  | Brushed Chrome | ST 050 201 5660-93 |
|  | Brushed Dark Platinum | ST 050 201 5660-99 |

Individual components of this set

You need the following components for this set



1x 26 413 625-33



1x 28 018 979-33

Shower set - Matte Black

TARA














ST 050 201 5660



Fits: TARA, META

- slide bar
- Pipe diameter 18 mm
- rosette Ø 55 mm
- gauge 800 mm
- metal shower hose 1750mm with integrated anti-twist protection
- shower hose connector 3/8"
- WRAS 2009048

This article does not include a hand shower!

| | | |
|--|-------------------------------------|--------------|
|  | Matte Black | 26 413 625-3 |
|  | Chrome | 26 413 625-0 |
|  | Brushed Platinum | 26 413 625-0 |
|  | Platinum | 26 413 625-0 |
|  | Dark Chrome | 26 413 625-1 |
|  | Light Gold | 26 413 625-2 |
|  | Brushed Light Gold | 26 413 625-2 |
|  | Brushed Durabrass (23kt Gold) | 26 413 625-2 |
| | | 26 413 625-3 |
|  | Brushed Bronze | 26 413 625-4 |
| | | 26 413 625-4 |
|  | Brushed Champagne (22kt Gold) | 26 413 625-4 |
|  | Champagne (22kt Gold) | 26 413 625-4 |
|  | Brushed Chrome | 26 413 625-9 |
|  | Brushed Dark Platinum | 26 413 625-9 |

ST 050 201 5660


:3
—
0
—
6
—
8
—
9
—
6
—
7
—
8
—
9
—
2
—
3
—
6
—
7
—
3
—
9
—

Shower set - Matte Black


TARA

ST 050 201 5660

Recommended miscellaneous

| | | |
|---|--|---------------|
|  | Concealed wall elbow - •max. recess depth 163 mm •min. recess depth 90 mm | 35 085 970 90 |
|---|--|---------------|


Required miscellaneous

| | | |
|---|---|--------------------|
|  | Hand shower FlowReduce - Matte Black | 28 012 979-33 0010 |
|---|---|--------------------|


Required miscellaneous

| | | |
|---|----------------------------------|---------------|
|  | Hand shower - Matte Black | 28 016 979-33 |
|---|----------------------------------|---------------|

Required miscellaneous

| | | |
|---|---|--------------------|
|  | Hand shower FlowReduce - Matte Black | 28 016 979-33 0010 |
|---|---|--------------------|

Required miscellaneous

| | | |
|---|---|--------------------|
|  | Hand shower FlowReduce - Matte Black | 28 018 979-33 0010 |
|---|---|--------------------|

Required miscellaneous

| | | |
|---|---|---------------|
|  | SERIES-VARIOUS Hand shower - Matte Black | 28 029 979-33 |
|---|---|---------------|

Required miscellaneous

| | | |
|---|--|--------------------|
|  | SERIES-VARIOUS Hand shower FlowReduce - Matte Black | 28 027 979-33 0010 |
|---|--|--------------------|

Recommended miscellaneous

| | | |
|---|---------------------------------|---------------|
|  | Wall elbow - Matte Black | 28 450 625-33 |
|---|---------------------------------|---------------|

Required miscellaneous

| | | |
|---|----------------------------------|---------------|
|  | Hand shower - Matte Black | 28 017 979-33 |
|---|----------------------------------|---------------|

Required miscellaneous

| | | |
|---|----------------------------------|---------------|
|  | Hand shower - Matte Black | 28 012 979-33 |
|---|----------------------------------|---------------|

Required miscellaneous

| | | |
|---|----------------------------------|---------------|
|  | Hand shower - Matte Black | 28 018 979-33 |
|---|----------------------------------|---------------|

Required miscellaneous

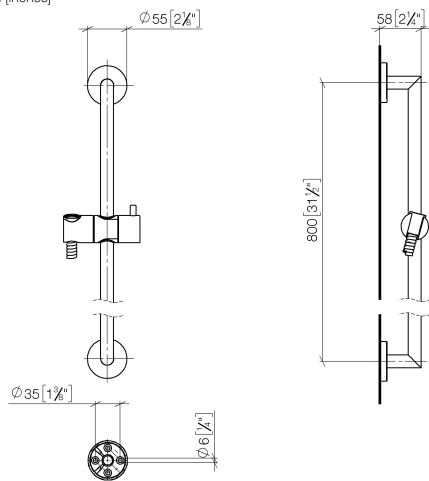
| | | |
|---|--|--------------------|
|  | SERIES-VARIOUS Hand shower FlowReduce - Matte Black | 28 029 979-33 0010 |
|---|--|--------------------|

Required miscellaneous

| | | |
|---|--|--------------------|
|  | SERIES-VARIOUS Hand shower FlowReduce - Matte Black | 28 025 979-33 0010 |
|---|--|--------------------|

ST 050 201 5660

mm [inches]



Certificates

IAPMO_4976 WRAS_2009 ACS_20 ACC LY



Shower set - Matte Black

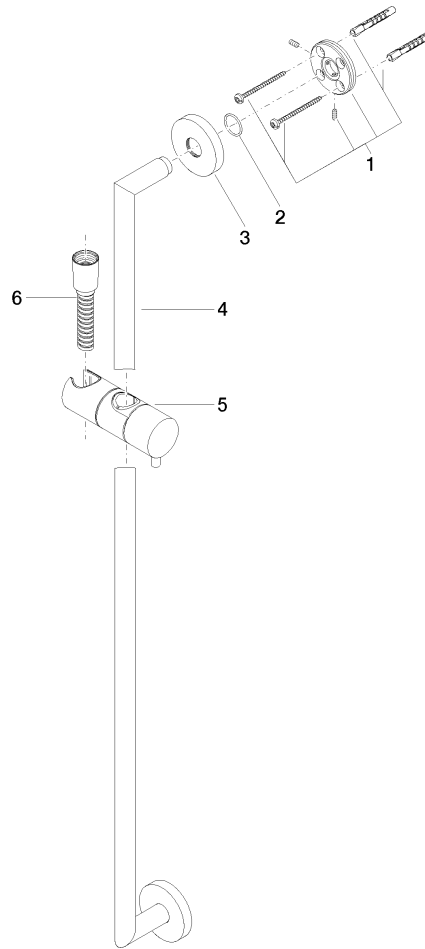
TARA

ST 050 201 5660

Codes & Standards

| | | | |
|----------------|------|---------------------------|--------------------------------|
| ASME A112.18.1 | cUPC | Scottish Water Byelaws | UK Water Supply Regulations |
| XP P 41-280 | | | |

Product version from 10/1/2023





Shower set - Matte Black

TARA

ST 050 201 5660

Spare parts list

Product version from 10/1/2023

| No. | Item Number | Name | Quantity used | Delivery time |
|-----|--------------------|------------|---------------|---------------|
| | 05 17 62 500 00 90 | fixing set | 9 | 2 |

Shower set - Matte Black

TARA



























ST 050 201 5660



Fits: IMO, LULU, MADISON, MEM, TARA,
CL.1, LISSÉ, VAIA, META, CYO

- Three or five settings: COMPACT RAIN, COMPACT SOFT FLOW, COMPACT AQUAPRESSURE FLOW, max. flow rate 15 l/min (at 3 bar)
- with anti-scale system
- spray head Ø 100mm
- 1/2" connection
- WRAS 2210003
- Function from: 7 l/min

Intrinsic protection against back flow.

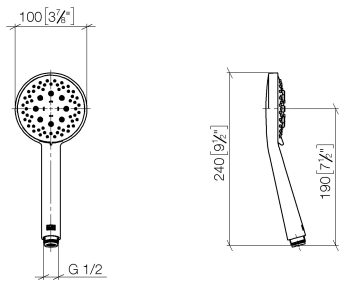
| | | |
|--|--------------------------------|-------------------|
|  | Matte Black | 28 018 979-3 |
|  | Chrome | 28 018 979-0 |
|  | Chrome | 28 018 979-00 001 |
|  | Brushed Platinum | 28 018 979-0 |
|  | Brushed Platinum | 28 018 979-06 001 |
|  | Platinum | 28 018 979-0 |
|  | Platinum | 28 018 979-08 001 |
|  | Dark Chrome | 28 018 979-1 |
|  | Dark Chrome | 28 018 979-19 001 |
|  | Light Gold | 28 018 979-26 001 |
|  | Light Gold | 28 018 979-2 |
|  | Brushed Light Gold | 28 018 979-27 001 |
|  | Brushed Light Gold | 28 018 979-2 |
|  | Brushed Durabronze (23kt Gold) | 28 018 979-2 |
|  | Brushed Durabronze (23kt Gold) | 28 018 979-28 001 |
|  | Matte Black | 28 018 979-33 001 |
|  | Brushed Bronze | 28 018 979-4 |
|  | Brushed Bronze | 28 018 979-42 001 |
| | | 28 018 979-43 001 |
|  | Brushed Champagne (22kt Gold) | 28 018 979-4 |
|  | Brushed Champagne (22kt Gold) | 28 018 979-46 001 |
|  | Champagne (22kt Gold) | 28 018 979-4 |
|  | Champagne (22kt Gold) | 28 018 979-47 001 |
|  | Brushed Chrome | 28 018 979-9 |
|  | Brushed Chrome | 28 018 979-93 001 |
|  | Brushed Dark Platinum | 28 018 979-9 |
|  | Brushed Dark Platinum | 28 018 979-99 001 |

ST 050 201 5660

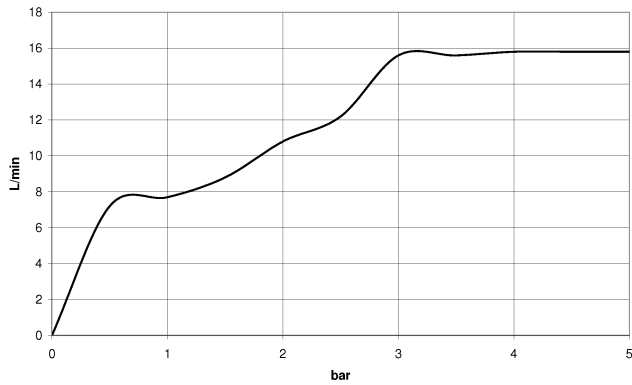
:3
—
0
—
0
—
6
—
0
—
8
—
0
—
9
—
0
—
0
—
6
—
0
—
7
—
8
—
0
—
0
—
2
—
0
—
0
—
6
—
0
—
7
—
0
—
3
—
0
—
9
—
0
—

ST 050 201 5660

mm [inches]



Flow rate chart



Certificates

WRAS_2210

DVGW_DW-6517DN0

LGA_29



Shower set - Matte Black

TARA

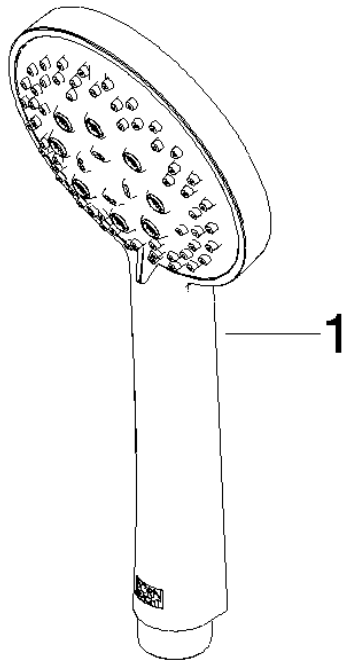
ST 050 201 5660

Codes & Standards

| | | | |
|--------------------------------|-----------|----------|---------------------------|
| DIN 4109 | EN 1112 | ISO 3822 | Scottish Water Byelaws |
| UK Water Supply Regulations | Ü-Zeichen | | |

Product version from 4/1/2024

Parts for other
finishes can be found
here: [Chrome](#)





ST 050 201 5660

Spare parts list
Product version from 4/1/2024

| No. | Item Number | Name | Quantity used | Delivery time |
|-----|-----------------|-------|---------------|---------------|
| | 09 23 01 039 90 | sieve | 1 | 2 |