

Flush plate for concealed WC cisterns made by Geberit angular - Brushed
Champagne (22kt Gold)




SERIES SPECIFIC

12 665 980 Product version from 4/1/2024



- cover plate 169 x 246 x 12 mm
- Mechanical flush plate with manual flush buttons
- For 2-volume flushing system
- Includes mounting frame, actuator rods and fastening material
- Sound-absorbing push rods, tool-free fast adjustment
- Compatible with all Geberit Sigma series cisterns from 2001 onwards

Not compatible with GEBERIT Duo Fresh module

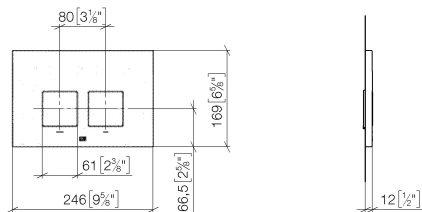
	Brushed Champagne (22kt Gold)	12 665 980-46
	Chrome	12 665 980-00
	Brushed Platinum	12 665 980-06
	Platinum	12 665 980-08
	Durabrass (23kt Gold)	12 665 980-09
	Dark Chrome	12 665 980-19
	Light Gold	12 665 980-26
	Brushed Light Gold	12 665 980-27
	Brushed Durabrass (23kt Gold)	12 665 980-28
	Matte Black	12 665 980-33
	Brushed Bronze	12 665 980-42
	Champagne (22kt Gold)	12 665 980-47
	Brushed Chrome	12 665 980-93
	Brushed Dark Platinum	12 665 980-99

Flush plate for concealed WC cisterns made by Geberit angular - Brushed Champagne (22kt Gold)

SERIES SPECIFIC

12 665 980 Product version from 4/1/2024

mm [inches]



Flush plate for concealed WC cisterns made by Geberit angular - Brushed
Champagne (22kt Gold)

SERIES SPECIFIC

12 665 980 Product version from 4/1/2024
Parts for other
finishes can be found
here: [Chrome](#)



Spare parts list

No.	Item Number	Name	Quantity used	Delivery time
4	90 11 98 012 00-46	cover	4.00	30
1	90 28 01 030 00 90	base	1.00	2
2	90 20 98 000 00-46	button	2.00	30
3	90 28 10 212 00 90	base	2.00	2
5	90 14 05 090 00 90	ring	1.00	2