







CL.1 Deck valve clockwise closing cold - Chrome

CL.1

20 000 705

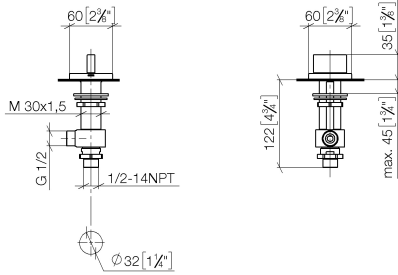


- hole diameter valve 32 mm
- rosette 60 x 60 mm
- with cold marking
- WRAS 2103001

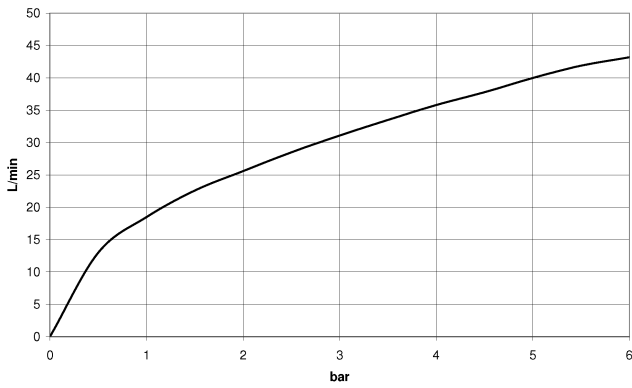
	Chrome	20 000 705-00
	Brushed Platinum	20 000 705-06
	Dark Chrome	20 000 705-19
	Brushed Champagne (22kt Gold)	20 000 705-46
	Champagne (22kt Gold)	20 000 705-47
	Brushed Dark Platinum	20 000 705-99

20 000 705

mm [inches]



Flow rate chart



Codes & Standards

ASME A112.18.1

cUPC

DIN 4109

ISO 3822

Scottish Water
Byelaws

UK Water Supply
Regulations

Ü-Zeichen



CL.1 Deck valve clockwise closing cold - Chrome

CL.1

20 000 705

Certificates

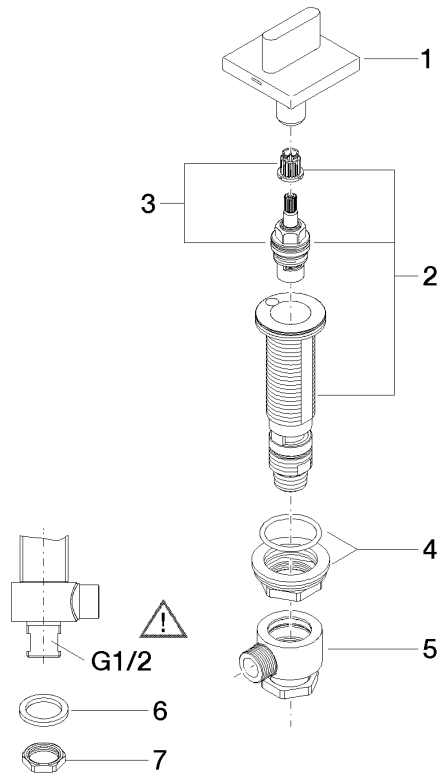
IAPMO_4976

WRAS_2103

LGA_28

20 000 705

Product version from 3/9/2015





CL.1 Deck valve clockwise closing cold - Chrome

CL.1

20 000 705

Spare parts list

Product version from 3/9/2015

No.	Item Number	Name	Quantity used	Delivery time
	90 20 70 051 04-00	handle (cold)	8	10