







**CL.1 Deck valve clockwise closing cold - Dark Chrome**

CL.1

20 000 705

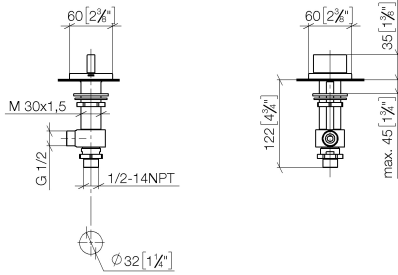


- hole diameter valve 32 mm
- rosette 60 x 60 mm
- with cold marking
- WRAS 2103001

	Dark Chrome	20 000 705-19
	Chrome	20 000 705-00
	Brushed Platinum	20 000 705-06
	Brushed Champagne (22kt Gold)	20 000 705-46
	Champagne (22kt Gold)	20 000 705-47
	Brushed Dark Platinum	20 000 705-99

20 000 705

mm [inches]



**Flow rate chart**



**Codes & Standards**

Scottish Water  
Byelaws

UK Water Supply  
Regulations



## CL.1 Deck valve clockwise closing cold - Dark Chrome

---

CL.1

20 000 705

Certificates

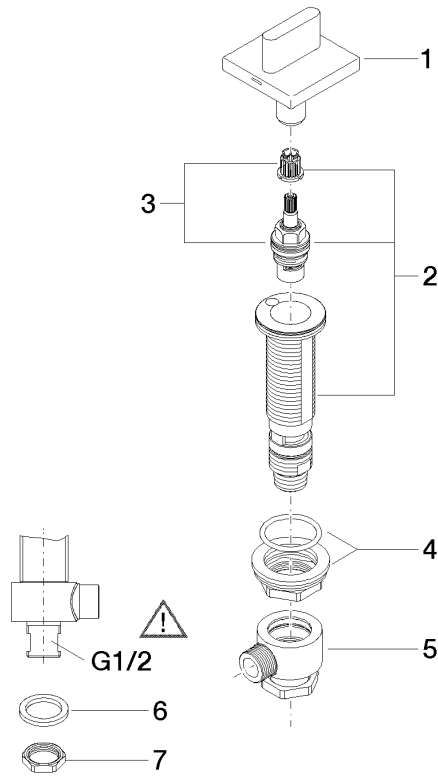
---

WRAS\_2103

20 000 705

**Product version from 3/9/2015**

Parts for other finishes can be found here: [Chrome](#)





CL.1 Deck valve clockwise closing cold - Dark Chrome

CL.1

20 000 705

**Spare parts list**

**Product version from 3/9/2015**

No.	Item Number	Name	Quantity used	Delivery time
	90 20 70 051 04-19	handle ( cold )	8	20