


MADISON Two-hole bath mixer for free-standing assembly with hand shower set - Chrome







MADISON

25 943 360



- 245mm projection
- spout: rectangular normal flow
- Hand shower: COMPACT RAIN, max. flow rate 6.8 l/min (at 3 bar)
- hand shower with anti-scale system
- rotary diverter for bath/shower
- wall bracket
- total height 901 mm
- stand pipes height 730 mm
- height up to aerator 610 mm
- slide-on rosettes Ø 90 mm
- gauge 153 mm
- metal shower hose 1250mm with integrated anti-twist protection
- max. flow 51 l/min at 3 bar flow pressure
- WRAS

**Intrinsic protection against back flow.**  
  
 Intrinsic protection against back flow.

|   |                               |               |
|---|-------------------------------|---------------|
|  | Chrome                        | 25 943 360-00 |
|  | Brushed Platinum              | 25 943 360-06 |
|  | Platinum                      | 25 943 360-08 |
|  | Durabrass (23kt Gold)         | 25 943 360-09 |
|  | Brushed Durabrass (23kt Gold) | 25 943 360-28 |
|  | Brushed Dark Platinum         | 25 943 360-99 |

Required miscellaneous



**Concealed floor mounting -**

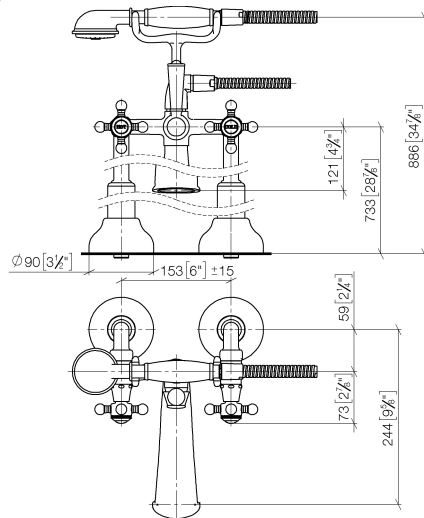
35 944 970 90

- max. recess depth 160 mm
- min. recess depth 80 mm

# MADISON Two-hole bath mixer for free-standing assembly with hand shower set - Chrome

MADISON

25 943 360  
mm [inches]



## Flow rate chart



## Codes & Standards

ASME A112.18.1

cUPC

EN 1717

Scottish Water  
Byelaws

UK Water Supply  
Regulations



## MADISON Two-hole bath mixer for free-standing assembly with hand shower set - Chrome

---

MADISON

25 943 360

Certificates and sustainability

---

IAPMO\_4976

Belgaqua\_21-378-2 WRAS\_1911

# MADISON Two-hole bath mixer for free-standing assembly with hand shower set - Chrome

MADISON

25 943 360





## MADISON Two-hole bath mixer for free-standing assembly with hand shower set - Chrome

MADISON

25 943 360

### Spare parts list

| No. | Item Number        | Name   | Quantity used | Delivery time |
|-----|--------------------|--|---------------|---------------|
| 12  | 09 18 20 011-00    | base   | 1.00          | 10            |
| 6   | 09 26 01 011 90    | accessories  | 1.00          | 2             |
| 9   | 09 30 30 062-00    | screw  | 1.00          | 10            |
| 26  | 09 26 01 010 90    | accessories  | 1.00          | 2             |
| 24  | 09 20 36 004-00    | handle   | 8.00          | 10            |
| 2   | 28 104 970-00      | Metal shower hose 1/2" x 1/2" x 1250 mm - Chrome                 | 1.00          | 2             |
| 21  | 09 21 02 055-00    | cover  | 2.00          | 10            |
| 15  | 04 29 05 014 00 90 | nipple   | 2.00          | 2             |
| 16  | 12 943 360-00      | connection   | 1.00          | 10            |
| 19  | 13 592 380-00      | spout  | 1.00          | 60            |
| 4   | 04 17 20 010 00-00 | holder   | 1.00          | 10            |
| 27  | 09 20 36 005-00    | handle   | 2.00          | 10            |
| 11  | 09 28 22 013 90    | pipe   | 1.00          | 2             |
| 28  | 04 30 30 029 00 90 | fixing set   | 2.00          | 2             |
| 5   | 04 20 36 002 07-00 | handle ( hot )   | 1.00          | 10            |
| 13  | 09 30 30 064-00    | screw  | 1.00          | 10            |
| 1   | 28 002 970-00      | MADISON Metal hand shower with porcelain insert (white) - Chrome | 1.00          | 10            |
| 23  | 09 20 36 002-00    | handle   | 2.00          | 10            |
| 8   | 09 23 10 007 90    | nut  | 1.00          | 2             |
| 25  | 09 20 83 006 90    | handle   | 2.00          | 2             |
| 22  | 04 20 36 002 06-00 | handle ( cold )  | 1.00          | 10            |
| 14  | 09 23 30 010-00    | nut  | 2.00          | 10            |
| 10  | 11 170 370-00      | MADISON Lever insert - Chrome                                    | 1.00          | 10            |
| 20  | 90 90 03 131 00 90 | top  | 2.00          | 2             |
| 7   | 90 15 01 001 00 90 | diverter   | 1.00          | 2             |
| 3   | 90 14 20 002 00 90 | seal   | 1.00          | 2             |
| 17  | 90 21 10 010 00 90 | insert   | 1.00          | 2             |
| 18  | 90 31 11 030 00 90 | pin  | 1.00          | 2             |