

Shower set without hand shower - Chrome


SERIES-VARIOUS

26 413 979 Product version from 10/1/2023



- gauge 853 mm
- shower hose connector 3/8"
- metal shower hose 1750mm with integrated anti-twist protection
- slide bar
- Pipe diameter 18 mm
- inherently safe from back flow
- WRAS

This article does not include a hand shower!

| | | |
|---|-----------------------------------|---------------|
|  | Chrome | 26 413 979-00 |
|  | Brushed Platinum | 26 413 979-06 |
|  | Platinum | 26 413 979-08 |
|  | Dark Chrome | 26 413 979-19 |
|  | Light Gold | 26 413 979-26 |
|  | Brushed Light Gold | 26 413 979-27 |
|  | Brushed Durabronze (23kt Gold) | 26 413 979-28 |
|  | Matte Black | 26 413 979-33 |
|  | Brushed Dark Brass | 26 413 979-39 |
|  | Brushed Bronze | 26 413 979-42 |
|  | Brushed Champagne (22kt Gold) | 26 413 979-46 |
|  | Champagne (22kt Gold) | 26 413 979-47 |
|  | Brushed Chrome | 26 413 979-93 |
|  | Brushed Dark Platinum | 26 413 979-99 |

Shower set without hand shower - Chrome


SERIES-VARIOUS

26 413 979 Product version from 10/1/2023


Recommended miscellaneous

| | | |
|---|--|---------------|
|  | Concealed wall elbow - •max. recess depth 163 mm •min. recess depth 90 mm | 35 085 970 90 |
|---|--|---------------|


Recommended miscellaneous

| | | |
|---|----------------------------------|---------------|
|  | LISSÉ Wall elbow - Chrome | 28 450 845-00 |
|---|----------------------------------|---------------|


Required miscellaneous

| | | |
|---|--|---------------|
|  | Hand shower - Chrome •Max. flow rate 15 l/min (at 3 bar) | 28 018 979-00 |
|---|--|---------------|


Required miscellaneous

| | | |
|---|--|---------------|
|  | Hand shower - Chrome •Max. flow rate 15 l/min (at 3 bar) | 28 016 979-00 |
|---|--|---------------|


Required miscellaneous

| | | |
|---|--|---------------|
|  | Hand shower - Chrome •Max. flow rate 15 l/min (at 3 bar) | 28 015 979-00 |
|---|--|---------------|


Required miscellaneous

| | | |
|---|--|--------------------|
|  | Hand shower FlowReduce - Chrome •Max. flow rate 6.8 l/min (at 3 bar) | 28 018 979-00 0010 |
|---|--|--------------------|


Required miscellaneous

| | | |
|---|--|---------------|
|  | SERIES-VARIOUS Hand shower - Chrome •COMPACT RAIN, max. flow rate l/min (at 3 bar) | 28 029 979-00 |
|---|--|---------------|


Recommended miscellaneous

| | | |
|---|----------------------------|---------------|
|  | Wall elbow - Chrome | 28 450 980-00 |
|---|----------------------------|---------------|


Required miscellaneous

| | | |
|---|--|---------------|
|  | Hand shower - Chrome •Max. flow rate 15 l/min (at 3 bar) | 28 012 979-00 |
|---|--|---------------|


Required miscellaneous

| | | |
|---|--|--------------------|
|  | Hand shower FlowReduce - Chrome •Max. flow rate 6.8 l/min (at 3 bar) | 28 012 979-00 0010 |
|---|--|--------------------|


Required miscellaneous

| | | |
|---|--|--------------------|
|  | Hand shower FlowReduce - Chrome •Max. flow rate 6.8 l/min (at 3 bar) | 28 016 979-00 0010 |
|---|--|--------------------|


Required miscellaneous

| | | |
|---|--|---------------|
|  | Hand shower - Chrome •Max. flow rate 15 l/min (at 3 bar) | 28 017 979-00 |
|---|--|---------------|

Required miscellaneous

| | | |
|---|---|--------------------|
|  | SERIES-VARIOUS Hand shower FlowReduce - Chrome •Max. flow rate 5 l/min (at 3 bar) | 28 025 979-00 0010 |
|---|---|--------------------|

Required miscellaneous

| | | |
|---|---|--------------------|
|  | SERIES-VARIOUS Hand shower FlowReduce - Chrome •COMPACT RAIN, max. flow rate l/min (at 3 bar) | 28 029 979-00 0010 |
|---|---|--------------------|

Shower set without hand shower - Chrome

SERIES-VARIOUS

26 413 979 Product version from 10/1/2023



Codes & Standards

ASME A112.18.1

cUPC

Scottish Water Byelaws

UK Water Supply Regulations

XP P 41-280

Certificates and sustainability

WRAS_2009

ACS_20 ACC LY

IAPMO_4976



Spare parts list

| No. | Item Number | Name | Quantity used | Delivery time |
|-----|--------------------|--|---------------|---------------|
| 8 | 28 322 970-00 | Metal shower hose 1/2" x 3/8" x 1750 mm - Chrome | 1.00 | 2 |
| 5 | 08 17 97 054-00 | holder | 2.00 | 10 |
| 2 | 08 17 20 726 90 | holder | 2.00 | 2 |
| 4 | 04 31 11 113 00 90 | pin | 2.00 | 2 |
| 1 | 05 17 20 726 02 90 | fixing set | 2.00 | 2 |
| 7 | 12 580 970-00 | Slide unit - Chrome | 1.00 | 50 |
| 6 | 90 28 22 597 00-00 | holder | 1.00 | 10 |
| 3 | 09 31 11 049 90 | pin | 2.00 | 2 |