

## LISSÉ Hand shower set with individual rosettes FlowReduce - Brushed Platinum

LISSÉ

27 803 845 Product version from 4/1/2024



- Three or five settings: COMPACT RAIN, COMPACT SOFT FLOW, COMPACT AQUAPRESSURE FLOW, max. flow rate 6.8 l/min (at 3 bar)
- metal shower hose 1250mm with integrated anti-twist protection
- 3/8" shower outlet
- with anti-scale system















### Technical data:

- rosette for wall elbow 60 x 78mm
- rosette for shower holder 60 x 78mm
- 1/2" wall elbow

### Notes:

- WRAS

Intrinsic protection against back flow.

|   |                       |                    |
|---|-----------------------|--------------------|
|    | Brushed Platinum      | 27 803 845-06 0010 |
|    | Chrome                | 27 803 845-00      |
|    | Chrome                | 27 803 845-00 0010 |
|    | Brushed Platinum      | 27 803 845-06      |
|    | Dark Chrome           | 27 803 845-19 0010 |
|    | Dark Chrome           | 27 803 845-19      |
|    | Brushed Light Gold    | 27 803 845-27 0010 |
|    | Brushed Light Gold    | 27 803 845-27      |
|    | Matte Black           | 27 803 845-33 0010 |
|   | Matte Black           | 27 803 845-33      |
|  | Brushed Chrome        | 27 803 845-93      |
|  | Brushed Chrome        | 27 803 845-93 0010 |
|  | Brushed Dark Platinum | 27 803 845-99      |
|  | Brushed Dark Platinum | 27 803 845-99 0010 |

### Recommended miscellaneous

#### Concealed wall elbow -

35 085 970 90



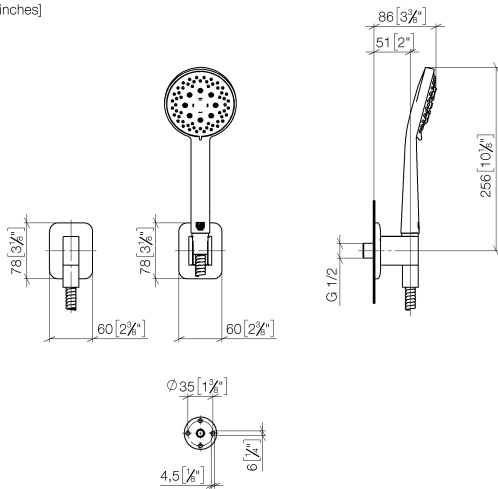
- max. recess depth 163 mm
- min. recess depth 90 mm

LISSÉ Hand shower set with individual rosettes FlowReduce - Brushed  
Platinum

LISSÉ

27 803 845    Product version from 4/1/2024

mm [inches]



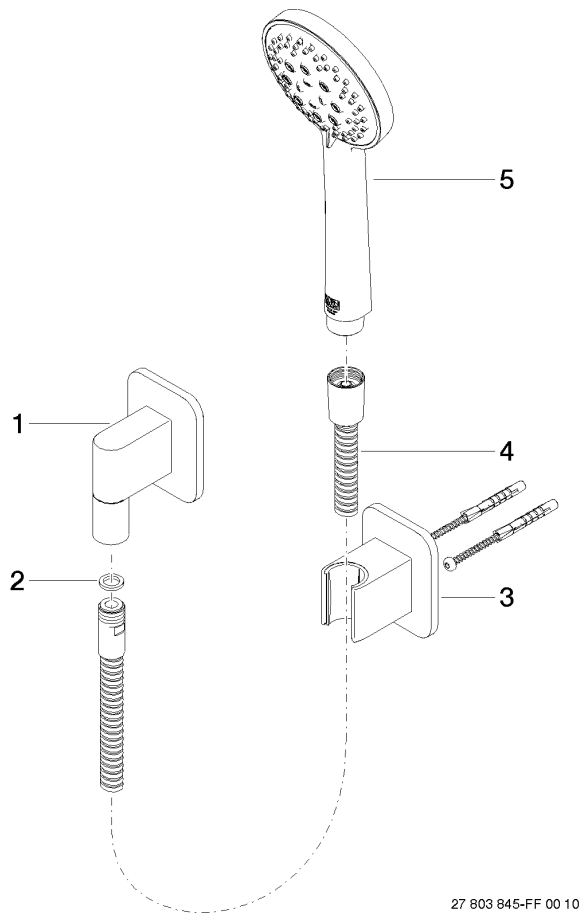
### Codes & Standards

|                |      |          |          |
|----------------|------|----------|----------|
| ASME A112.18.1 | cUPC | DIN 4109 | ISO 3822 |
|----------------|------|----------|----------|

### Ü-Zeichen

### Certificates and sustainability

|        |            |
|--------|------------|
| LGA_29 | IAPMO_4976 |
|--------|------------|



27 803 845-FF 00 10

### Spare parts list

| No.  | Item Number        | Name   | Quantity used | Delivery time |
|--|--------------------|--|---------------|---------------|
| 3  | 28 050 845-06      | LISSÉ Wall bracket - Brushed Platinum                      | 1.00          | 10            |
| 5  | 28 014 979-06 0010 | Hand shower - Brushed Platinum                             | 1.00          | -             |
| Spare part can no longer be ordered, please order the replacement item |                    |  |               |               |
| 28018979-060010  |                    | Hand shower FlowReduce - Brushed Platinum                  |               |               |
| 1  | 28 450 845-06      | LISSÉ Wall elbow - Brushed Platinum                        | 1.00          | 10            |
| 4  | 90 30 02 072 00-06 | Metal shower hose 1/2" x 3/8" x 1250 mm - Brushed Platinum | 1.00          | 10            |
| 2  | 90 14 20 026 00 90 | seal   | 1.00          | 2             |