

## Hand shower - Brushed Dark Brass


























SERIES-VARIOUS

28 018 979 Product version from 4/1/2024



- spray head Ø 100mm
- Three or five settings: COMPACT RAIN, COMPACT SOFT FLOW, COMPACT AQUAPRESSURE FLOW, max. flow rate 15 l/min (at 3 bar)
- with anti-scale system
- 1/2" connection
- Function from: 7 l/min
- WRAS

Intrinsic protection against back flow.

|   |                               |                    |
|---|-------------------------------|--------------------|
|    | Brushed Dark Brass            | 28 018 979-39      |
|    | Chrome                        | 28 018 979-00      |
|    | Chrome                        | 28 018 979-00 0010 |
|    | Brushed Platinum              | 28 018 979-06      |
|    | Brushed Platinum              | 28 018 979-06 0010 |
|    | Platinum                      | 28 018 979-08      |
|    | Platinum                      | 28 018 979-08 0010 |
|    | Dark Chrome                   | 28 018 979-19      |
|    | Dark Chrome                   | 28 018 979-19 0010 |
|   | Light Gold                    | 28 018 979-26 0010 |
|  | Light Gold                    | 28 018 979-26      |
|  | Brushed Light Gold            | 28 018 979-27 0010 |
|  | Brushed Light Gold            | 28 018 979-27      |
|  | Brushed Durabrass (23kt Gold) | 28 018 979-28      |
|  | Brushed Durabrass (23kt Gold) | 28 018 979-28 0010 |
|  | Matte Black                   | 28 018 979-33      |
|  | Matte Black                   | 28 018 979-33 0010 |
|  | Brushed Dark Brass            | 28 018 979-39 0010 |
|  | Brushed Bronze                | 28 018 979-42 0010 |
|  | Brushed Bronze                | 28 018 979-42      |
|   | Brushed brass (PVD)           | 28 018 979-43 0010 |
|  | Brushed Champagne (22kt Gold) | 28 018 979-46      |
|  | Brushed Champagne (22kt Gold) | 28 018 979-46 0010 |
|  | Champagne (22kt Gold)         | 28 018 979-47      |
|  | Champagne (22kt Gold)         | 28 018 979-47 0010 |
|  | Brushed Chrome                | 28 018 979-93      |



Hand shower - Brushed Dark Brass

SERIES-VARIOUS

28 018 979    Product version from 4/1/2024

|   |                          |                    |
|---|--------------------------|--------------------|
|  | Brushed Chrome           | 28 018 979-93 0010 |
|  | Brushed Dark<br>Platinum | 28 018 979-99      |
|  | Brushed Dark<br>Platinum | 28 018 979-99 0010 |

mm [inches]



Flow rate chart



Codes & Standards

|          |          |                        |                             |
|----------|----------|------------------------|-----------------------------|
| DIN 4109 | ISO 3822 | Scottish Water Byelaws | UK Water Supply Regulations |
|----------|----------|------------------------|-----------------------------|

Ü-Zeichen



Hand shower - Brushed Dark Brass

SERIES-VARIOUS

28 018 979 Product version from 4/1/2024

Certificates and sustainability

LGA\_29

WRAS\_2210

28 018 979    Product version from 4/1/2024

Parts for other  
finishes can be found  
here: [Chrome](#)



Spare parts list

| No. | Item Number     | Name  | Quantity used | Delivery time |
|-----|-----------------|-------|---------------|---------------|
| 1   | 09 23 01 039 90 | sieve | 1.00          | 2             |