

MADISON Wall elbow - Brushed Durabrass (23kt Gold)







MADISON

28 450 370 Product version up to 7/6/2018



- 1/2" shower outlet
- rosette Ø 60 mm
- 1/2" connection
- WRAS

Intrinsic protection against back flow.

	Brushed Durabrass (23kt Gold)	28 450 370-28
	Chrome	28 450 370-00
	Chrome	28 450 370-00 0010
	Brushed Platinum	28 450 370-06
	Brushed Platinum	28 450 370-06 0010
	Platinum	28 450 370-08
	Platinum	28 450 370-08 0010
	Durabrass (23kt Gold)	28 450 370-09
	Durabrass (23kt Gold)	28 450 370-09 0010
	Brushed Durabrass (23kt Gold)	28 450 370-28 0010
	Brushed Dark Platinum	28 450 370-99
	Brushed Dark Platinum	28 450 370-99 0010

Recommended miscellaneous



- Concealed wall elbow -** 35 085 970 90
- max. recess depth 163 mm
 - min. recess depth 90 mm



Flow rate chart



Codes & Standards

EN 1717

Scottish Water
Byelaws

UK Water Supply
Regulations



MADISON Wall elbow - Brushed Durabrass (23kt Gold)

MADISON

28 450 370 Product version up to 7/6/2018

Certificates and sustainability

Belgaqua_21-381-2 WRAS_240502



Spare parts list

No.	Item Number	Name	Quantity used	Delivery time
4	90 23 01 040 00 90	back-flow preventer	1.00	2
3	09 11 03 021-28	connection	1.00	20
1	09 27 37 003-28	rosette	1.00	20
2	90 14 10 026 00 90	seal	1.00	2