












Rain shower with wall fixing FlowReduce 300 mm - Brushed Champagne (22kt Gold)

IMO

28 678 670



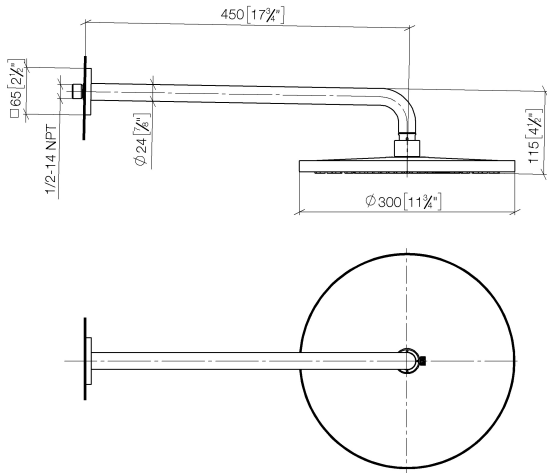
- 450mm projection
- rain shower Ø 300 mm
- rain flow
- max. flow 9 l/min
- Function from: 7 l/min
- rosette 65 x 65 mm
- 1/2" connection
- with anti-scale system
- quick clearing
- This product can help a building meet the requirements of Green Building Rating Systems, e.g. LEED®, BREEAM®, DGNB

| | | |
|---|-------------------------------|---------------|
|  | Brushed Champagne (22kt Gold) | 28 678 670-46 |
|  | Chrome | 28 678 670-00 |
|  | brushed chrome | 28 678 670-93 |
|  | Brushed Platinum | 28 678 670-06 |
|  | Platinum | 28 678 670-08 |
|  | Dark Chrome | 28 678 670-19 |
|  | Brushed Light Gold | 28 678 670-27 |
|  | Brushed Durabrass (23kt Gold) | 28 678 670-28 |
|  | Matte Black | 28 678 670-33 |
|  | Champagne (22kt Gold) | 28 678 670-47 |
|  | Brushed Dark Platinum | 28 678 670-99 |

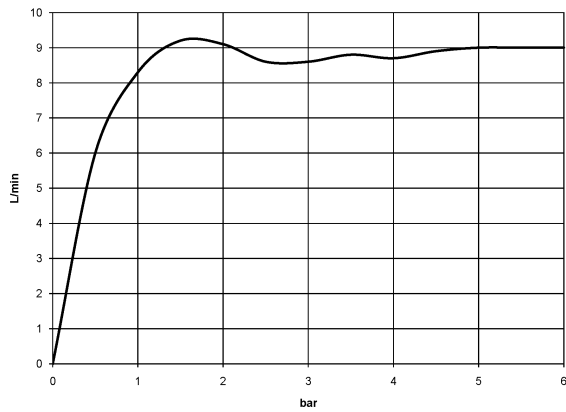
Rain shower with wall fixing FlowReduce 300 mm - Brushed Champagne (22kt Gold)

IMO

28 678 670
mm [inches]



Flow rate chart



Certificates

LGA_29235.



Rain shower with wall fixing FlowReduce 300 mm - Brushed Champagne (22kt Gold)

IMO

28 678 670

Spare parts list

| No. | Item Number | Name | Quantity used | Delivery time |
|-----|--------------------|------------|---------------|---------------|
| 1 | 04 30 31 032 00 90 | fixing set | 1 | 2 |
| 2 | 09 17 20 120 90 | holder | 1 | 2 |
| 3 | 09 14 10 150 90 | seal | 2 | 2 |
| 4 | 09 27 67 015-46 | rosette | 1 | 30 |
| 5 | 90 11 03 070 00-46 | pipe | 1 | 30 |
| 6 | 09 23 01 075 90 | insert | 1 | 2 |
| 7 | 90 12 05 091 20-46 | shower | 1 | 30 |
| 8 | 90 30 09 069 00 90 | key | 1 | 2 |