















Rain shower with wall fixing FlowReduce 300 mm - Chrome

SERIES SPECIFIC

28 678 970 Product version from 4/1/2024



- 450mm projection
- rain shower Ø 300 mm
- PURE RAIN, max. flow rate 9 l/min (at 3 bar)
- Function from: 7 l/min
- rosette Ø 60 mm
- 1/2" connection
- with anti-scale system
- quick clearing
- This product can help a building meet the requirements of Green Building Rating Systems, e.g. LEED®, BREEAM®, DGNB

| | | |
|---|-------------------------------------|---------------|
|  | Chrome | 28 678 970-00 |
|  | Brushed Platinum | 28 678 970-06 |
|  | Platinum | 28 678 970-08 |
|  | Dark Chrome | 28 678 970-19 |
|  | Light Gold | 28 678 970-26 |
|  | Brushed Light Gold | 28 678 970-27 |
|  | Brushed Durabronze (23kt Gold) | 28 678 970-28 |
|  | Matte Black | 28 678 970-33 |
|  | Brushed Dark Brass | 28 678 970-39 |
|  | Brushed Bronze | 28 678 970-42 |
|  | Brushed Champagne (22kt Gold) | 28 678 970-46 |
|  | Champagne (22kt Gold) | 28 678 970-47 |
|  | Brushed Chrome | 28 678 970-93 |
|  | Brushed Dark Platinum | 28 678 970-99 |

Rain shower with wall fixing FlowReduce 300 mm - Chrome

SERIES SPECIFIC

28 678 970 Product version from 4/1/2024

mm [inches]



Flow rate chart



Codes & Standards

DIN 4109

ISO 3822

Ü-Zeichen



Rain shower with wall fixing FlowReduce 300 mm - Chrome

SERIES SPECIFIC

28 678 970 Product version from 4/1/2024

Certificates and sustainability

LGA_29

28 678 970 Product version from 4/1/2024

Parts for other
finishes can be found
here: Brushed
Platinum



Spare parts list

| No. | Item Number | Name | Quantity used | Delivery time |
|-----|----------------------|------------|---------------|---------------|
| | 2 09 17 20 120 90 | holder | 1.00 | 2 |
| | 7 90 12 05 091 20-00 | shower | 1.00 | 10 |
| | 4 09 27 97 015-00 | rosette | 1.00 | 10 |
| | 3 09 14 10 150 90 | seal | 2.00 | 2 |
| | 8 90 30 09 069 00 90 | key | 1.00 | 2 |
| | 1 04 30 31 032 00 90 | fixing set | 1.00 | 2 |
| | 6 09 23 01 075 90 | insert | 1.00 | 2 |
| | 5 90 11 03 070 00-00 | pipe | 1.00 | 10 |