


TARA Two-way diverter for bath rim or tile edge installation - Brushed Durabrand (23kt Gold)

TARA

29 140 892 Product version from 6/30/2015



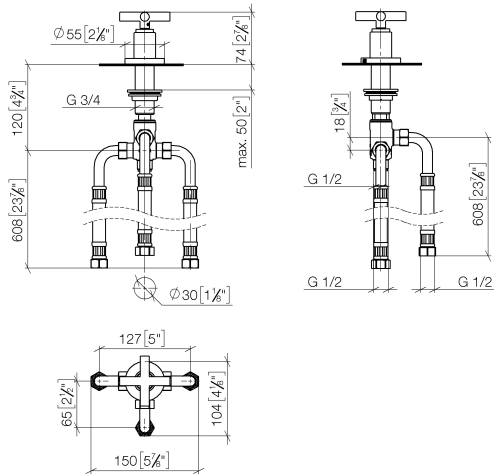
- automatic bath/shower diverter
- hole diameter 32 mm
- rosette Ø 55 mm
- 1/2" connection
- max. flow 64.9 l/min at 3 bar flow pressure
- WRAS

	Brushed Durabrand (23kt Gold)	29 140 892-28
	Chrome	29 140 892-00
	Brushed Platinum	29 140 892-06
	Platinum	29 140 892-08
	Dark Chrome	29 140 892-19
	Matte Black	29 140 892-33
	Brushed Dark Brass	29 140 892-39
	Brushed Bronze	29 140 892-42
	Brushed Champagne (22kt Gold)	29 140 892-46
	Champagne (22kt Gold)	29 140 892-47
	Brushed Chrome	29 140 892-93
	Brushed Dark Platinum	29 140 892-99

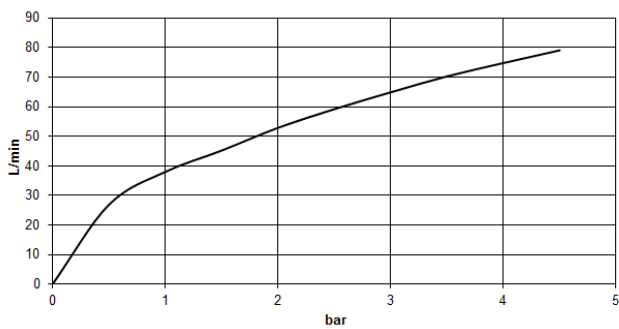
TARA Two-way diverter for bath rim or tile edge installation - Brushed Durabron (23kt Gold)

TARA

29 140 892 Product version from 6/30/2015
mm [inches]



Flow rate chart



Codes & Standards

DIN 4109

ISO 3822

Scottish Water
Byelaws

UK Water Supply
Regulations

Ü-Zeichen



TARA Two-way diverter for bath rim or tile edge installation - Brushed Durabron (23kt Gold)

TARA

29 140 892 Product version from 6/30/2015

Certificates and sustainability

WRAS_1911

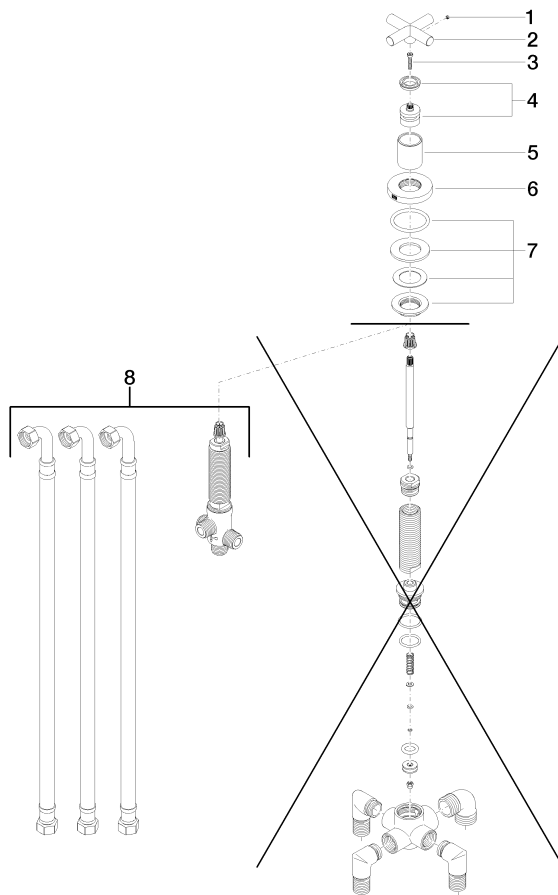
LGA_29

TARA Two-way diverter for bath rim or tile edge installation - Brushed Durabronz (23kt Gold)

TARA

29 140 892 Product version from 6/30/2015

Parts for other
finishes can be found
here: [Chrome](#)



Spare parts list

No.	Item Number	Name	Quantity used	Delivery time
4	90 12 12 007 00-28	base	1.00	20
7	04 23 10 004 03 90	fixing set	1.00	2
8	90 17 09 051 00 90	diverter	1.00	2
6	09 27 89 102-28	rosette	1.00	20
1	09 31 11 055 90	pin	1.00	2
2	09 20 89 011-28	handle	1.00	20
5	09 21 02 140-28	sleeve	1.00	20
3	90 30 30 075 00 90	screw	1.00	2