

META Wall-mounted valve cold water without pop-up waste - Champagne (22kt Gold)

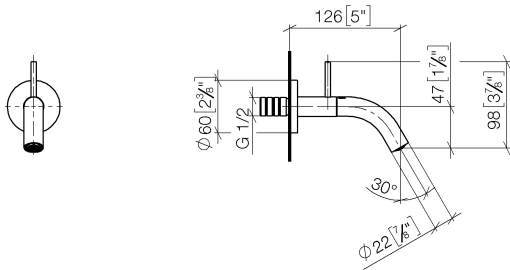
META

30 010 662 Product version from 5/1/2022

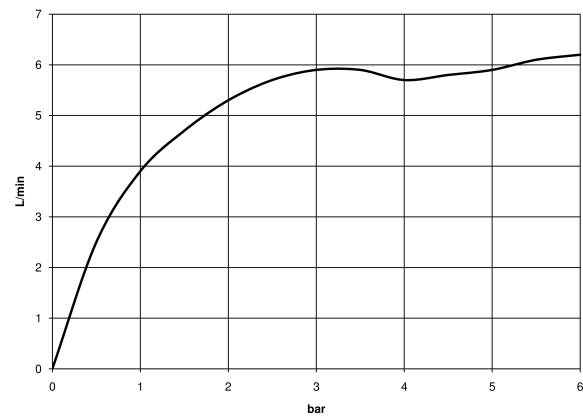


- 126mm projection
- fixed spout
- circular, air-enriched flow
- hole diameter 35 mm
- rosette Ø 60 mm
- max. flow 5.7 l/min
- lead-free
- This product can help a building meet the requirements of Green Building Rating Systems, e.g. LEED®, BREEAM®, DGNB

	Champagne (22kt Gold)	30 010 662-47
	Chrome	30 010 662-00
	Brushed Platinum	30 010 662-06
	Dark Chrome	30 010 662-19
	Light Gold	30 010 662-26
	Brushed Light Gold	30 010 662-27
	Matte Black	30 010 662-33
	Brushed Dark Brass	30 010 662-39
	Brushed Bronze	30 010 662-42
	Brushed Champagne (22kt Gold)	30 010 662-46
	Brushed Chrome	30 010 662-93
	Brushed Dark Platinum	30 010 662-99



Flow rate chart



Codes & Standards

DIN 4109

ISO 3822

Ü-Zeichen



META Wall-mounted valve cold water without pop-up waste - Champagne (22kt Gold)

META

30 010 662 Product version from 5/1/2022

Certificates and sustainability

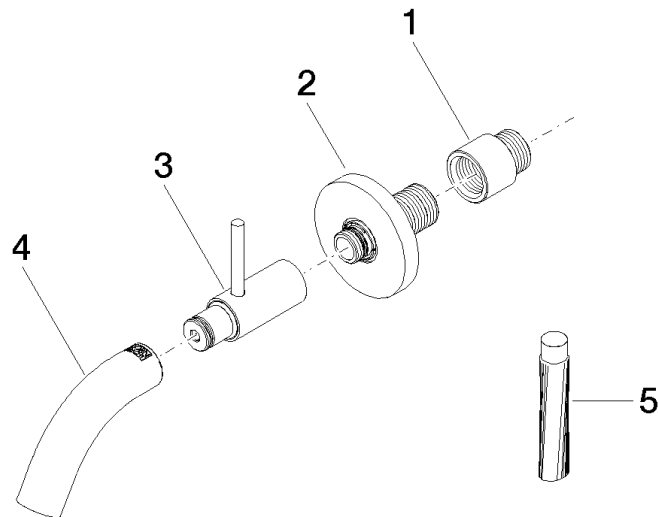
LGA_38

META Wall-mounted valve cold water without pop-up waste - Champagne (22kt Gold)

META

30 010 662 Product version from 5/1/2022

Parts for other
finishes can be found
here: [Chrome](#)



Spare parts list

No.	Item Number	Name	Quantity used	Delivery time
2	90 27 66 019 00-47	rosette	1.00	30
1	09 24 03 072 10 90	nipple	1.00	2
3	90 20 66 023 00-47	handle	1.00	30
4	90 28 22 385 00-47	spout	1.00	30
5	09 16 03 001 90	grease	1.00	2