








**LISSE Single-lever basin mixer without pop-up waste - Dark Chrome**

LISSE

33 521 845 Product version from 5/3/2021



- 130mm projection
- fixed spout
- circular, air-enriched flow
- height of mixer 127 mm
- height up to aerator 75 mm
- hole diameter 35 mm
- 2x screw-in M 8 x 1 pressure hose, leak-tested
- max. flow 5.7 l/min
- lead-free
- This product can help a building meet the requirements of Green Building Rating Systems, e.g. LEED®, BREEAM®, DGNB
- WRAS

	Dark Chrome	33 521 845-19
	Chrome	33 521 845-00
	Brushed Platinum	33 521 845-06
	Brushed Light Gold	33 521 845-27
	Matte Black	33 521 845-33
	Brushed Chrome	33 521 845-93
	Brushed Dark Platinum	33 521 845-99

33 521 845 Product version from 5/3/2021



**Flow rate chart**



**Codes & Standards**

DIN 4109	Executive Order no. 1007	ISO 3822	Scottish Water Byelaws
UK Water Supply Regulations	Ü-Zeichen		



## LISSE Single-lever basin mixer without pop-up waste - Dark Chrome

---

LISSE

33 521 845 Product version from 5/3/2021

### Certificates and sustainability

---

LGA\_29

GDV\_0400

WRAS\_250402

33 521 845 Product version from 5/3/2021

Parts for other  
finishes can be found  
here: [Chrome](#)

