

MADISON Showerpipe with shower thermostat without hand shower - Brushed Platinum

MADISON

34 459 360



Rain shower:

- rain shower Ø 200 mm
- max. rainshower flow 14 l/min
- Function from: 8 l/min

Control element:

- rotary diverter for fixed-riser shower/hand shower
- metal shower hose 1250mm with integrated anti-twist protection

Technical data:

- shower with fixed riser projection 420mm
- height of fittings up to rain shower (bottom edge) 985mm
- height of fittings up to top edge of elbow 1160mm
- rosette for shower holder Ø 65mm
- rosette for wall mounting Ø 60mm
- two-part push-on rosette Ø 65 mm
- Pipe diameter 20 mm
- gauge 150 mm - 13 mm
- 1/2" connection







Notes:

- This product can help a building meet the requirements of Green Building Rating Systems, e.g. LEED®, BREEAM®, DGNB

This article does not include a hand shower!

Intrinsic protection against back flow.

NOTE: The handles must be ordered separately from the fittings!

	Brushed Platinum	34 459 360-06
	Chrome	34 459 360-00
	Platinum	34 459 360-08
	Durabrand (23kt Gold)	34 459 360-09
	Brushed Durabrand (23kt Gold)	34 459 360-28
	Brushed Dark Platinum	34 459 360-99

MADISON Showerpipe with shower thermostat without hand shower - Brushed Platinum

MADISON

34 459 360

1:10



Flow rate chart



Codes & Standards

DIN 4109

ISO 3822

Ü-Zeichen



MADISON Showerpipe with shower thermostat without hand shower - Brushed Platinum

MADISON

34 459 360

Certificates and sustainability

LGA_38

MADISON Showerpipe with shower thermostat without hand shower - Brushed Platinum

MADISON

34 459 360

Parts for other
finishes can be found
here: [Chrome](#)





MADISON Showerpipe with shower thermostat without hand shower - Brushed Platinum

MADISON

34 459 360

Spare parts list

No.	Item Number	Name	Quantity used	Delivery time
1	04 12 05 038 01-06	shower	1.00	10
15	90 28 22 103 00-06	pipe	1.00	-
Spare part can no longer be ordered, please order the replacement item				
7	09 30 30 064-06	screw	1.00	10
11	09 30 30 062-06	screw	1.00	10
14	28 050 410-06	holder	1.00	60
4	90 17 11 037 01-06	holder	1.00	-
Spare part can no longer be ordered, please order the replacement item				
2	04 28 22 101 20-06	spout	1.00	10
5	90 28 22 104 00-06	pipe	1.00	-
Spare part can no longer be ordered, please order the replacement item				
10	11 170 370-06	MADISON Lever insert - Brushed Platinum	1.00	10
17	04 17 01 044 01-06	fitting	1.00	10
8	09 18 20 011-06	base	1.00	10
9	09 28 22 013 90	pipe	1.00	2
13	28 104 970-06	Metal shower hose 1/2" x 1/2" x 1250 mm - Brushed Platinum	1.00	2
12	09 14 10 122 90	seal	1.00	2
6	90 17 09 045 01-06	diverter	1.00	10
3	90 14 10 011 00 90	seal	1.00	2
16	90 14 20 002 00 90	seal	1.00	2