

Showerpipe with shower thermostat without hand shower - Chrome

SERIES SPECIFIC

34 459 980 Product version from 6/1/2024










- shower with fixed riser projection 453mm
- overhead shower: rain flow
- rain shower 300 x 240mm
- rain shower with anti-scale system
- max. rainshower flow 20 l/min
- Function from: 12 l/min
- rotary diverter with volume control and shut-off function
- slide-on rosettes Ø 70 mm
- height of fittings up to rain shower (bottom edge) 1009mm
- height of fittings up to top edge of elbow 1150mm
- gauge 150 mm - 13 mm
- metal shower hose 1750mm with integrated anti-twist protection
- 1/2" connection
- slide bar
- Pipe diameter 23.5 mm
- quick clearing
- WRAS

This article does not include a hand shower!

Intrinsic protection against back flow.

This article does not include a hand shower!

Intrinsic protection against back flow.


| | | |
|---|-------------------------------|---------------|
|  | Chrome | 34 459 980-00 |
|  | Brushed Platinum | 34 459 980-06 |
|  | Platinum | 34 459 980-08 |
|  | Dark Chrome | 34 459 980-19 |
|  | Brushed Light Gold | 34 459 980-27 |
|  | Brushed Durabrass (23kt Gold) | 34 459 980-28 |
|  | Matte Black | 34 459 980-33 |
|  | Brushed Dark Brass | 34 459 980-39 |
|  | Brushed Champagne (22kt Gold) | 34 459 980-46 |
|  | Champagne (22kt Gold) | 34 459 980-47 |
|  | Brushed Chrome | 34 459 980-93 |
|  | Brushed Dark Platinum | 34 459 980-99 |

Showerpipe with shower thermostat without hand shower - Chrome


SERIES SPECIFIC

34 459 980 Product version from 6/1/2024


Required miscellaneous

| | | |
|---|-----------------------------|---------------|
|  | Hand shower - Chrome | 28 018 979-00 |
|---|-----------------------------|---------------|


Required miscellaneous

| | | |
|---|-----------------------------|---------------|
|  | Hand shower - Chrome | 28 016 979-00 |
|---|-----------------------------|---------------|

Required miscellaneous

| | | |
|---|-----------------------------|---------------|
|  | Hand shower - Chrome | 28 017 979-00 |
|---|-----------------------------|---------------|

Required miscellaneous

| | | |
|---|--|-----------------------|
|  | Hand shower FlowReduce - Chrome | 28 018 979-00 0010 |
|---|--|-----------------------|


Required miscellaneous

| | | |
|---|---|-----------------------|
|  | SERIES-VARIOUS Hand shower FlowReduce - Chrome | 28 029 979-00 0010 |
|---|---|-----------------------|


Required miscellaneous

| | | |
|---|---|-----------------------|
|  | SERIES-VARIOUS Hand shower FlowReduce - Chrome | 28 027 979-00 0010 |
|---|---|-----------------------|


Required miscellaneous

| | | |
|---|-----------------------------|---------------|
|  | Hand shower - Chrome | 28 012 979-00 |
|---|-----------------------------|---------------|

Required miscellaneous

| | | |
|---|--|-----------------------|
|  | Hand shower FlowReduce - Chrome | 28 016 979-00 0010 |
|---|--|-----------------------|

Required miscellaneous

| | | |
|---|--|-----------------------|
|  | Hand shower FlowReduce - Chrome | 28 012 979-00 0010 |
|---|--|-----------------------|

Required miscellaneous

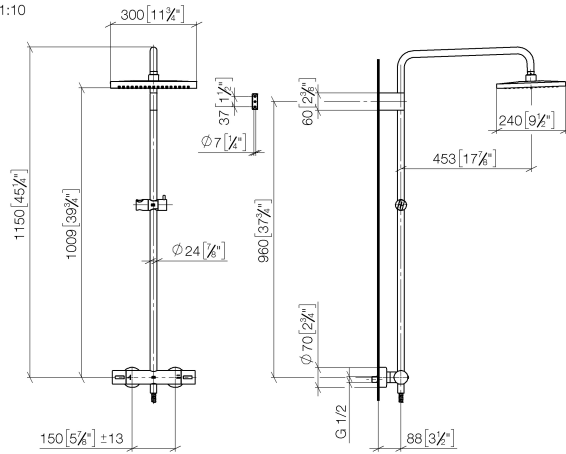
| | | |
|---|---|-----------------------|
|  | SERIES-VARIOUS Hand shower FlowReduce - Chrome | 28 025 979-00 0010 |
|---|---|-----------------------|

Required miscellaneous

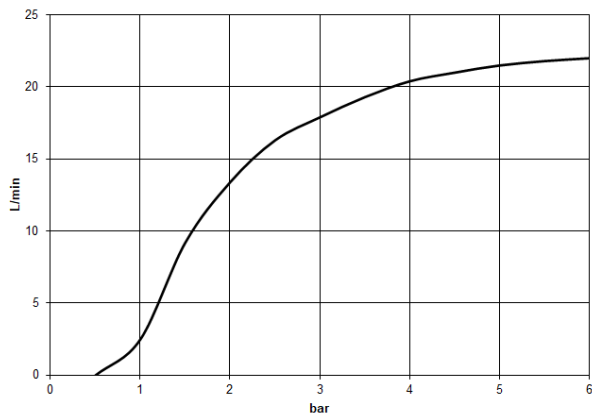
| | | |
|---|--|---------------|
|  | SERIES-VARIOUS Hand shower - Chrome | 28 029 979-00 |
|---|--|---------------|

34 459 980 Product version from 6/1/2024

mm [inches]
1:10



Flow rate chart



Codes & Standards

DIN 4109

EN 1717

ISO 3822

Scottish Water
Byelaws

UK Water Supply
Regulations

Ü-Zeichen



Showerpipe with shower thermostat without hand shower - Chrome

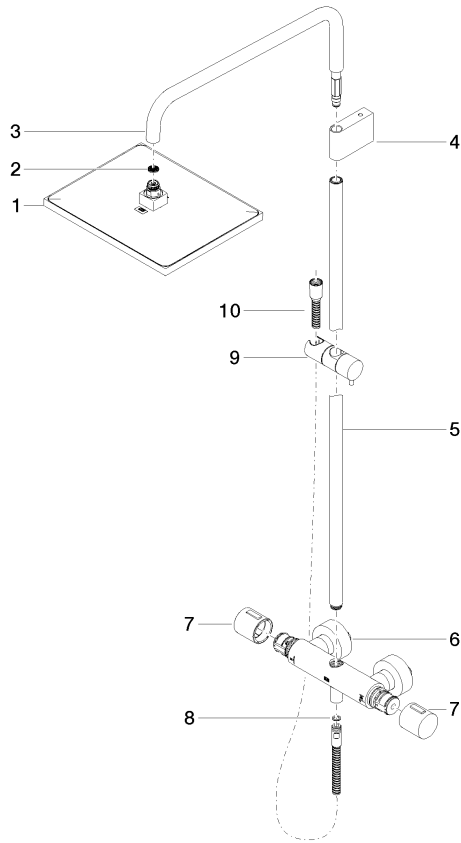
SERIES SPECIFIC

34 459 980 Product version from 6/1/2024

Certificates and sustainability

Belgaqua_21-032-2 WRAS_2204

LGA_38



Spare parts list

| No. | Item Number | Name | Quantity used | Delivery time |
|-----|--------------------|--|---------------|---------------|
| 1 | 04 12 05 063 00-00 | shower | 1.00 | 10 |
| 10 | 28 322 970-00 | Metal shower hose 1/2" x 3/8" x 1750 mm - Chrome | 1.00 | 2 |
| 5 | 90 28 22 349 00-00 | pipe | 1.00 | 10 |
| 3 | 90 28 22 348 00-00 | pipe | 1.00 | 10 |
| 6 | 04 17 01 250 00-00 | connection | 1.00 | 10 |
| 7 | 90 17 33 015 00-00 | handle | 2.00 | 10 |
| 9 | 12 570 970-00 | Slide unit - Chrome | 1.00 | 50 |
| 2 | 09 23 01 039 90 | sieve | 1.00 | 2 |
| 4 | 90 17 11 150 00-00 | holder | 1.00 | 10 |
| 8 | 90 14 20 026 00 90 | seal | 1.00 | 2 |