

Showerpipe with shower thermostat without hand shower - Chrome

SERIES SPECIFIC

34 460 979 Product version from 4/1/2024













- shower with fixed riser projection 453mm
- overhead shower: rain flow
- rain shower Ø 300 mm
- rain shower with anti-scale system
- max. rainshower flow 14 l/min
- Function from: 10 l/min
- rotary diverter with volume control and shut-off function
- slide-on rosettes Ø 70 mm
- height of fittings up to rain shower (bottom edge) 1009mm
- height of fittings up to top edge of elbow 1150mm
- gauge 150 mm - 13 mm
- metal shower hose 1750mm with integrated anti-twist protection
- 1/2" connection
- slide bar
- Pipe diameter 23.5 mm
- quick clearing
- WRAS

This article does not include a hand shower!

Intrinsic protection against back flow.

This article does not include a hand shower!

Intrinsic protection against back flow.


	Chrome	34 460 979-00
	Brushed Platinum	34 460 979-06
	Platinum	34 460 979-08
	Dark Chrome	34 460 979-19
	Light Gold	34 460 979-26
	Brushed Light Gold	34 460 979-27
	Brushed Durabronze (23kt Gold)	34 460 979-28
	Matte Black	34 460 979-33
	Brushed Dark Brass	34 460 979-39
	Brushed Bronze	34 460 979-42
	Brushed Champagne (22kt Gold)	34 460 979-46
	Champagne (22kt Gold)	34 460 979-47
	Brushed Chrome	34 460 979-93
	Brushed Dark Platinum	34 460 979-99

Showerpipe with shower thermostat without hand shower - Chrome


SERIES SPECIFIC

34 460 979 Product version from 4/1/2024


Required miscellaneous

	Hand shower - Chrome	28 018 979-00
---	-----------------------------	---------------


Required miscellaneous

	Hand shower - Chrome	28 016 979-00
---	-----------------------------	---------------

Required miscellaneous

	Hand shower FlowReduce - Chrome	28 016 979-00 0010
---	--	-----------------------

Required miscellaneous

	Hand shower FlowReduce - Chrome	28 018 979-00 0010
---	--	-----------------------


Required miscellaneous

	SERIES-VARIOUS Hand shower - Chrome	28 029 979-00
---	--	---------------

Required miscellaneous

	SERIES-VARIOUS Hand shower FlowReduce - Chrome	28 025 979-00 0010
---	---	-----------------------


Required miscellaneous

	Hand shower - Chrome	28 012 979-00
---	-----------------------------	---------------

Required miscellaneous

	Hand shower FlowReduce - Chrome	28 012 979-00 0010
---	--	-----------------------

Required miscellaneous

	Hand shower - Chrome	28 017 979-00
---	-----------------------------	---------------

Required miscellaneous

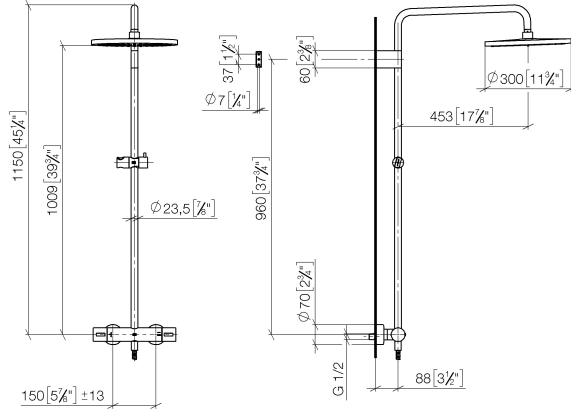
	SERIES-VARIOUS Hand shower FlowReduce - Chrome	28 027 979-00 0010
---	---	-----------------------

Required miscellaneous

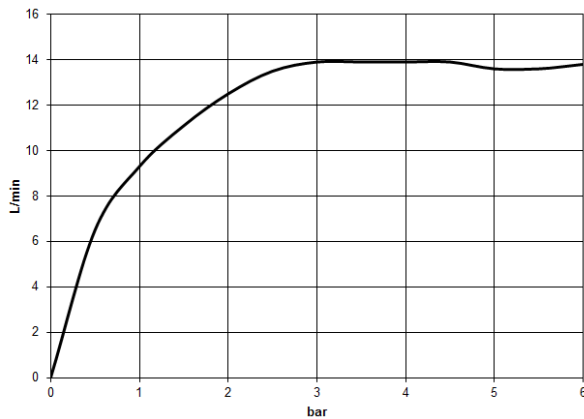
	SERIES-VARIOUS Hand shower FlowReduce - Chrome	28 029 979-00 0010
---	---	-----------------------

34 460 979 Product version from 4/1/2024

mm [inches]
1:10



Flow rate chart



Codes & Standards

DIN 4109

EN 1111

EN 1717

ISO 3822

Scottish Water
Byelaws

UK Water Supply
Regulations

Ü-Zeichen



Showerpipe with shower thermostat without hand shower - Chrome

SERIES SPECIFIC

34 460 979 Product version from 4/1/2024

Certificates and sustainability

DVGW_DW- 6509DN0	Belgaqua_21-032-2	WRAS_2204	LGA_38
---------------------	-------------------	-----------	--------



Spare parts list

No.	Item Number	Name	Quantity used	Delivery time
3	90 28 22 348 00-00	pipe	1.00	10
7	90 17 33 015 00-00	handle	2.00	10
2	09 23 01 039 90	sieve	1.00	2
9	12 570 970-00	Slide unit - Chrome	1.00	50
6	04 17 01 250 00-00	connection	1.00	10
4	90 17 11 150 00-00	holder	1.00	10
5	90 28 22 349 00-00	pipe	1.00	10
10	28 322 970-00	Metal shower hose 1/2" x 3/8" x 1750 mm - Chrome	1.00	2
1	04 12 05 091 00-00	shower	1.00	10
8	90 14 20 026 00 90	seal	1.00	2