















Concealed single-lever mixer with integrated shower connection - Brushed Platinum
SERIES-VARIOUS

36 050 970	Product version from 10/1/2023		
	<ul style="list-style-type: none"> without rosette WRAS Intrinsic protection against back flow. Intrinsic protection against back flow.	<div>  Brushed Platinum 36 050 970-06 </div> <div>  Chrome 36 050 970-00 </div> <div>  Platinum 36 050 970-08 </div> <div>  Dark Brass matt 36 050 970-16 </div> <div>  Dark Chrome 36 050 970-19 </div> <div>  Light Gold 36 050 970-26 </div> <div>  Brushed Light Gold 36 050 970-27 </div> <div>  Brushed Durabrass (23kt Gold) 36 050 970-28 </div> <div>  Matte Black 36 050 970-33 </div> <div>  Brushed Bronze 36 050 970-42 </div> <div>  Brushed Champagne (22kt Gold) 36 050 970-46 </div> <div>  Champagne (22kt Gold) 36 050 970-47 </div> <div>  Brushed Chrome 36 050 970-93 </div> <div>  Brushed Dark Platinum 36 050 970-99 </div>	

Required miscellaneous

	Concealed wall mounting - ●max. recess depth 105 mm ●min. recess depth 80 mm	35 050 970 90
--	---	---------------

36 050 970 Product version from 10/1/2023
mm [inches]



Flow rate chart



Codes & Standards

DIN 4109	EN 1717	ISO 3822	Scottish Water Byelaws
UK Water Supply Regulations	Ü-Zeichen		



Concealed single-lever mixer with integrated shower connection - Brushed Platinum

SERIES-VARIOUS

36 050 970 Product version from 10/1/2023

Certificates and sustainability

Belgaqua_21-025-2 WRAS_2011

LGA_29



Spare parts list

No.	Item Number	Name	Quantity used	Delivery time
2	09 24 04 266 90	nut	1.00	2
1	90 20 97 064 00-06	handle	1.00	10
12	09 18 40 230 90	connection	1.00	2
10	28 322 970-06	Metal shower hose 1/2" x 3/8" x 1750 mm - Brushed Platinum	1.00	2
13	09 14 10 061 90	seal	1.00	2
4	09 31 11 004 90	pin	1.00	60
6	09 14 10 213 90	seal	1.00	2
7	09 24 03 281-06	nipple	1.00	10
5	09 23 01 131 90	back-flow preventer	1.00	2
11	90 14 10 060 00 90	seal	1.00	2
8	90 21 02 069 00-06	cover	1.00	10
9	90 14 20 026 00 90	seal	1.00	2
3	90 15 05 044 04 90	cartridge	1.00	2