










Concealed single-lever mixer with cover plate - Dark Chrome

SERIES SPECIFIC

36 060 660



- cover plate Ø 78 mm
- WRAS

	Dark Chrome	36 060 660-19
	Chrome	36 060 660-00
	Brushed Platinum	36 060 660-06
	Platinum	36 060 660-08
	Light Gold	36 060 660-26
	Brushed Light Gold	36 060 660-27
	Brushed Durabronze (23kt Gold)	36 060 660-28
	Matte Black	36 060 660-33
	Brushed Dark Brass	36 060 660-39
	Brushed Bronze	36 060 660-42
	Brushed Champagne (22kt Gold)	36 060 660-46
	Champagne (22kt Gold)	36 060 660-47
	Brushed Chrome	36 060 660-93
	Brushed Dark Platinum	36 060 660-99

Required miscellaneous



Concealed wall-mounted single-lever mixer - 35 860 970 90

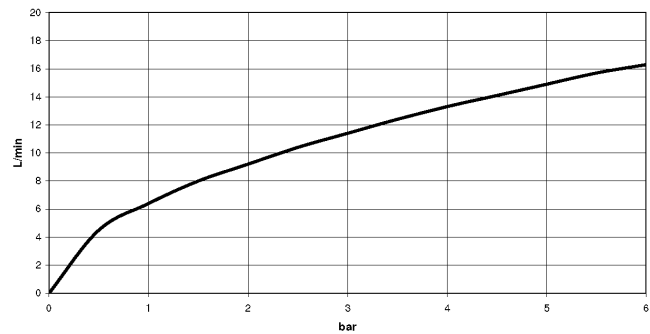
- max. recess depth 95 mm
- min. recess depth 80 mm

36 060 660

mm [inches]



Flow rate chart



Codes & Standards

DIN 4109

ISO 3822

Ü-Zeichen



Concealed single-lever mixer with cover plate - Dark Chrome

SERIES SPECIFIC

36 060 660

Certificates and sustainability

LGA_29

36 060 660

