














## Concealed single-lever mixer with cover plate - Brushed Light Gold

SERIES SPECIFIC

36 060 660 Product version from 6/29/2020



- cover plate Ø 78 mm
- WRAS

	Brushed Light Gold	36 060 660-27
	Chrome	36 060 660-00
	Brushed Platinum	36 060 660-06
	Platinum	36 060 660-08
	Dark Chrome	36 060 660-19
	Light Gold	36 060 660-26
	Brushed Durabronze (23kt Gold)	36 060 660-28
	Matte Black	36 060 660-33
	Brushed Dark Brass	36 060 660-39
	Brushed Bronze	36 060 660-42
	Brushed Champagne (22kt Gold)	36 060 660-46
	Champagne (22kt Gold)	36 060 660-47
	Brushed Chrome	36 060 660-93
	Brushed Dark Platinum	36 060 660-99

### Required miscellaneous



#### Concealed wall-mounted single-lever mixer - 35 860 970 90

- min. recess depth 80 mm
- max. recess depth 95 mm

36 060 660 Product version from 6/29/2020

mm [inches]



Flow rate chart



### Codes & Standards

DIN 4109

ISO 3822

Ü-Zeichen



## Concealed single-lever mixer with cover plate - Brushed Light Gold

SERIES SPECIFIC

36 060 660 Product version from 6/29/2020

Certificates and sustainability

LGA\_29



## Spare parts list

No.	Item Number	Name	Quantity used	Delivery time
1	90 15 05 064 01 90	cartridge	1.00	2
3	09 11 02 293-27	cover	1.00	60
2	90 27 66 009 00-27	rosette	1.00	30
5	90 30 09 064 00 90	key	1.00	2
4	90 20 66 006 00-27	handle	1.00	30