

CL.1 Concealed two-way diverter - Brushed Dark Platinum







CL.1

36 200 705


Product version from 4/1/2022



- rotary diverter
- rosette 60 x 60 mm
- WRAS

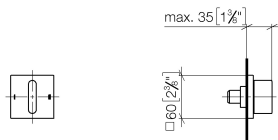
	Brushed Dark Platinum	36 200 705-99
	Chrome	36 200 705-00
	Brushed Platinum	36 200 705-06
	Dark Chrome	36 200 705-19
	Brushed Champagne (22kt Gold)	36 200 705-46
	Champagne (22kt Gold)	36 200 705-47

Required miscellaneous

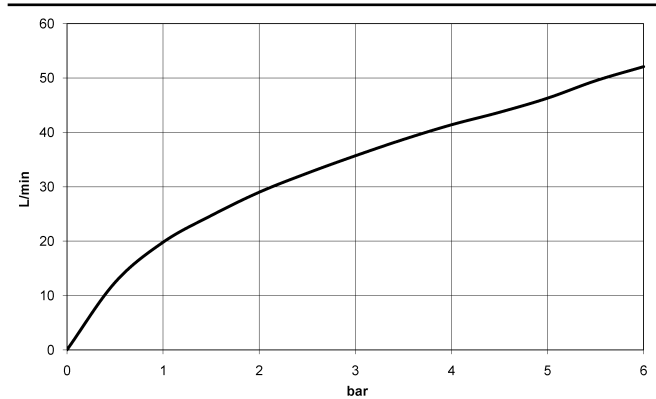
	<div>Concealed two-way diverter -</div> <div> <ul style="list-style-type: none"> •max. recess depth 160 mm •min. recess depth 115 mm </div>	35 202 970 90
---	---	---------------

36 200 705 Product version from 4/1/2022

mm [inches]



Flow rate chart



Codes & Standards

DIN 4109	ISO 3822	Scottish Water Byelaws	UK Water Supply Regulations
----------	----------	---------------------------	--------------------------------

Ü-Zeichen



CL.1 Concealed two-way diverter - Brushed Dark Platinum

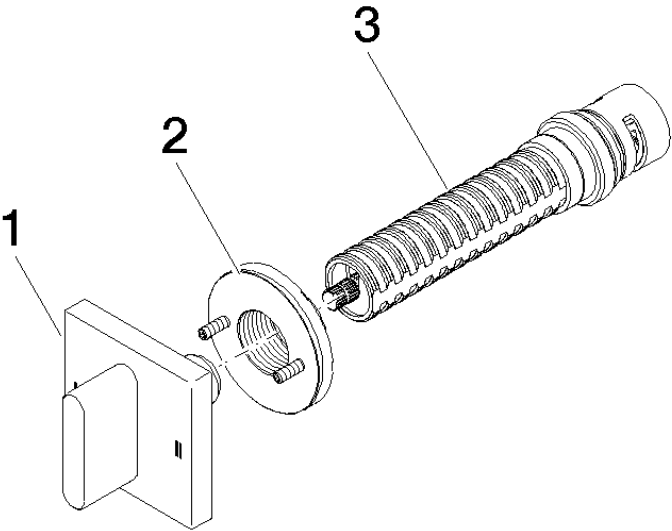
CL.1

36 200 705 Product version from 4/1/2022

Certificates and sustainability

LGA_38

WRAS_2307



Spare parts list

No.	Item Number	Name	Quantity used	Delivery time
3	90 90 03 304 10 90	diverter	1.00	2
2	90 21 02 181 00 90	disc	1.00	2
1	90 20 70 051 08-99	handle	1.00	20