














WATER CURVE Concealed body spray - Light Gold

SERIES-VARIOUS

36 514 979



- AQUAPRESSURE FLOW, max. flow rate 10 l/min (at 3 bar)
- water jet adjustable
- cover plate 120 x 60 mm
- 1/2" connection
- WRAS

| | | |
|---|--------------------------------|---------------|
|  | Light Gold | 36 514 979-26 |
|  | Chrome | 36 514 979-00 |
|  | Brushed Platinum | 36 514 979-06 |
|  | Platinum | 36 514 979-08 |
|  | Dark Chrome | 36 514 979-19 |
|  | Brushed Light Gold | 36 514 979-27 |
|  | Brushed Durabronze (23kt Gold) | 36 514 979-28 |
|  | Matte Black | 36 514 979-33 |
|  | Brushed Dark Brass | 36 514 979-39 |
|  | Brushed Bronze | 36 514 979-42 |
|  | Brushed Champagne (22kt Gold) | 36 514 979-46 |
|  | Champagne (22kt Gold) | 36 514 979-47 |
|  | Brushed Chrome | 36 514 979-93 |
|  | Brushed Dark Platinum | 36 514 979-99 |

Recommended miscellaneous

Concealed wall elbow -

35 085 970 90



- min. recess depth 90 mm
- max. recess depth 163 mm

36 514 979

mm [inches]



Flow rate chart



Trajectory diagram



Codes & Standards

DIN 4109

ISO 3822

Scottish Water
Byelaws

UK Water Supply
Regulations

Ü-Zeichen



WATER CURVE Concealed body spray - Light Gold

SERIES-VARIOUS

36 514 979

Certificates and sustainability

LGA_29

WRAS_250602

