







CL.1 Wall valve clockwise closing cold 1/2" - Dark Chrome

CL.1


36 607 706    Product version from 10/14/2020



- rosette 60 x 60 mm
- with cold marking
- head part with cut-to-length spindle and sleeve
- WRAS

|                                                                                   |                               |               |
|-----------------------------------------------------------------------------------|-------------------------------|---------------|
|  | Dark Chrome                   | 36 607 706-19 |
|  | Chrome                        | 36 607 706-00 |
|  | Brushed Platinum              | 36 607 706-06 |
|  | Brushed Champagne (22kt Gold) | 36 607 706-46 |
|  | Champagne (22kt Gold)         | 36 607 706-47 |
|  | Brushed Dark Platinum         | 36 607 706-99 |

Required miscellaneous

|                                                                                                 |                                                                                                                                  |               |
|-------------------------------------------------------------------------------------------------|----------------------------------------------------------------------------------------------------------------------------------|---------------|
|  | <div> <div>Wall valve 1/2" -</div> <div> <div>•max. recess depth 150 mm</div> <div>•min. recess depth 105 mm</div> </div> </div> | 35 607 970 90 |
|-------------------------------------------------------------------------------------------------|----------------------------------------------------------------------------------------------------------------------------------|---------------|



CL.1 Wall valve clockwise closing cold 1/2" - Dark Chrome

CL.1

36 607 706    Product version from 10/14/2020

mm [inches]



Codes & Standards

|                        |                             |           |          |
|------------------------|-----------------------------|-----------|----------|
| ASME A112.18.1         | cUPC                        | DIN 4109  | ISO 3822 |
| Scottish Water Byelaws | UK Water Supply Regulations | Ü-Zeichen |          |

Certificates and sustainability

|        |           |              |
|--------|-----------|--------------|
| LGA_29 | WRAS_2010 | IAPMO_4976 ( |
|--------|-----------|--------------|



Spare parts list

| No. | Item Number        | Name            | Quantity used | Delivery time |
|-----|--------------------|-----------------|---------------|---------------|
| 2   | 90 21 02 108 00 90 | disc            | 1.00          | 2             |
| 3   | 90 90 03 143 00 90 | top             | 1.00          | 2             |
| 1   | 90 20 70 051 02-19 | handle ( cold ) | 1.00          | 20            |