






SERENITY SKY+ Rain panel for recessed ceiling installation - Dark Chrome

41 780 979



- exposed trim parts
- Rain panel with 5 different flow modes
- Rain panel, 600 x 420 mm
- PURIFY RAIN, 175 x 175 mm, max. flow rate 10 l/min (at 3 bar)
- FULL RAIN, 455 x 315 mm, max. flow rate 14 l/min (at 3 bar)
- LAMINAR FLOW, max. flow rate 10 l/min (at 3 bar)
- AQUAPRESSURE FLOW, max. flow rate 9.4 l/min (at 3 bar)
- COOL MIST, max. flow rate 1 l/min (at 3 bar)
- min. recess depth 150 mm
- weight 15kg
- feed pipe (hot/cold): 2x DN 20
- with anti-scale system
- Recommended control element: xTool
- Not suitable for use in a steam room.

	Dark Chrome	41 780 979-19
	Chrome	41 780 979-00
	Brushed Bronze	41 780 979-42
	Brushed Champagne (22kt Gold)	41 780 979-46
	Champagne (22kt Gold)	41 780 979-47
	Brushed Stainless Steel	41 780 979-86
	Brushed Dark Platinum	41 780 979-99

Required miscellaneous



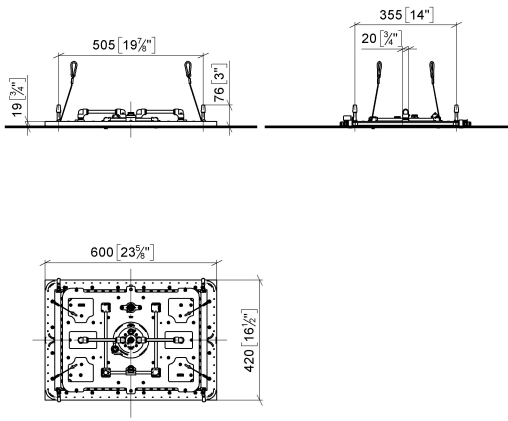
SERENITY SKY+ Concealed ceiling installation box - 35 780 970 90

- concealed rough parts
- 5x 1/2" female connector
- flush-mounted reflection box, 662 x 482 mm, RAL 9003, Signal White
- min. recess depth mm
- weight 15kg

SERENITY SKY+ Rain panel for recessed ceiling installation - Dark Chrome

41 780 979

mm [inches]
1:10



Flow rate chart

