


# SERENITY SKY+ Rain panel for recessed ceiling installation with light - Brushed Bronze

SERIES-VARIOUS

41 781 979 Product version from 9/1/2024



- exposed trim parts
- Rain panel with 5 different flow modes
- Rain panel, 600 x 420 mm
- PURIFY RAIN, 175 x 175 mm, max. flow rate 10 l/min (at 3 bar)
- FULL RAIN, 455 x 315 mm, max. flow rate 14 l/min (at 3 bar)
- LAMINAR FLOW, max. flow rate 10 l/min (at 3 bar)
- AQUAPRESSURE FLOW, max. flow rate 9.4 l/min (at 3 bar)
- COOL MIST, max. flow rate 1 l/min (at 3 bar)
- with anti-scale system

## Technical data:

- min. recess depth 150 mm
- weight 15kg

## Electric:

- Recommended control element: xTool

## Ceiling module power supply

- 24V DC (CV)

## Ambient lighting

- LED coloured light RGBW
- Bulbs protected against splashing water

## Activation

- ZigBee Light Link RGBW controller
- Provided by customer: Zigbee gateway

## Environment

### technical data:

- Not suitable for outdoor use.
- Not suitable for use in a steam room.
- Not suitable for use in chlorinated or salty environments.
- Comply with the protection zone regulations as defined in DIN VDE 0100, Part 701 (IEC 60364-7-701).








## Sanitary:

- recommended water hardness: 6-7 °dH - if the water is harder, integrate a water softener that uses the ion exchange principle into the feed pipe.
- for choosing the drainage, taking into consideration the discharge of all the products in the shower, the specific demand needs to be assessed.  
Recommendation: Floor drain (connected rating) = 1l/sec, drainage rate DN 50
- feed pipe (hot/cold): 2x DN 20
- For the optimum choice of hot water storage device - taking into consideration additional drawing-off points and the frequency with which the rain panels are used - the specific demand needs to be assessed

## Notes:

- Dornbracht recommends consulting a systems integrator.  
**includes light bulbs with a Class G energy efficiency**

includes light bulbs with a Class G energy efficiency

	Brushed Bronze	41 781 979-42
	Chrome	41 781 979-00
	Dark Chrome	41 781 979-19
	Brushed Champagne (22kt Gold)	41 781 979-46
	Champagne (22kt Gold)	41 781 979-47
	Brushed Stainless Steel	41 781 979-86
	Brushed Dark Platinum	41 781 979-99

# SERENITY SKY+ Rain panel for recessed ceiling installation with light - Brushed Bronze

SERIES-VARIOUS

41 781 979 Product version from 9/1/2024

## Required miscellaneous



### **SERENITY SKY+ Concealed ceiling installation box with light -**

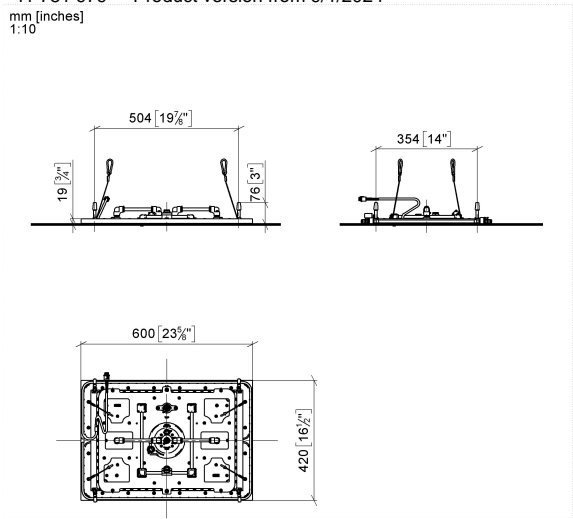
35 781 970 90

- concealed rough parts
- 2x female thread 1/2" connections
- flush-mounted reflection box, 662 x 482 mm, RAL 9003, Signal White
- min. recess depth 150 mm
- weight 15kg
- Supply pipe 7 m
- Input 100-240V AC 50-60Hz
- Output 24V DC SELV / Class 2
- ZigBee Light Link RGBW controller
- Provided by customer: Zigbee gateway

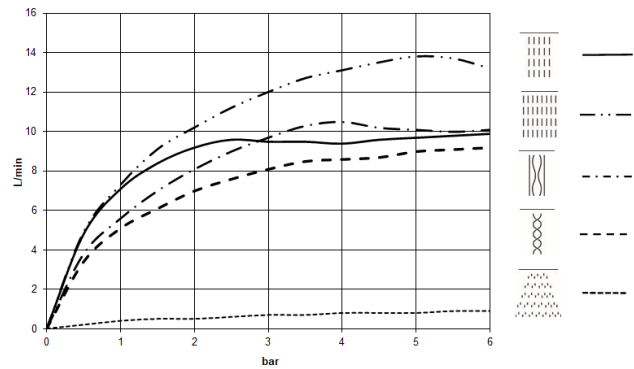
SERENITY SKY+ Rain panel for recessed ceiling installation with light -  
Brushed Bronze

SERIES-VARIOUS

41 781 979    Product version from 9/1/2024  
mm [inches]  
1:10



Flow rate chart



Codes & Standards

DIN 4109	ISO 3822	Scottish Water Byelaws	UK Water Supply Regulations
----------	----------	---------------------------	--------------------------------

Ü-Zeichen



SERENITY SKY+ Rain panel for recessed ceiling installation with light -  
Brushed Bronze

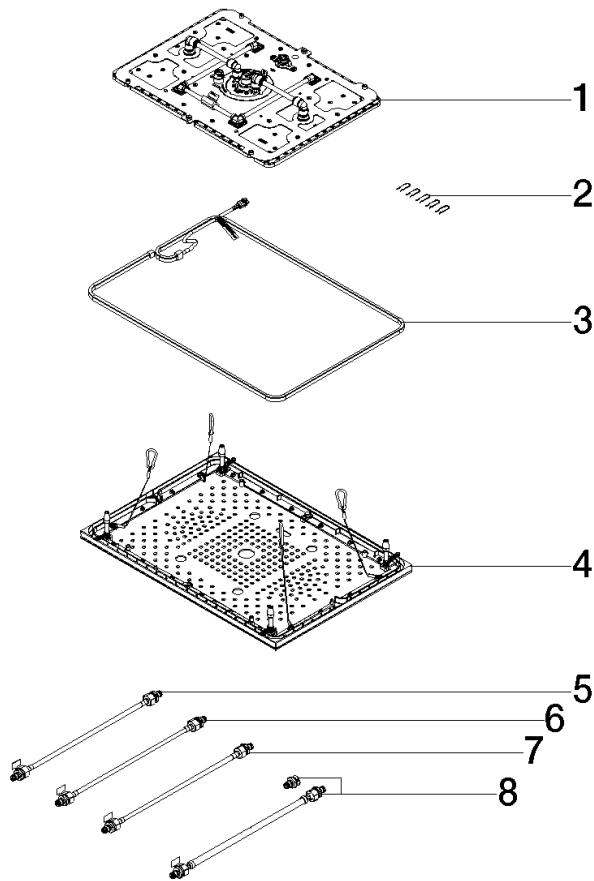
SERIES-VARIOUS

---

41 781 979    Product version from 9/1/2024  
Certificates and sustainability

---

LGA\_38                      WRAS\_250102



### Spare parts list

No.	Item Number	Name	Quantity used	Delivery time
7	90 30 04 096 03 90	hose	1.00	2
5	90 30 04 096 01 90	hose	1.00	2
2	91 16 02 053 00 90	holder	1.00	2
1	90 12 01 095 00 90	shower	1.00	2
3	90 10 01 263 00 90	electronic accessories	1.00	2
6	90 30 04 096 02 90	hose	1.00	2
4	90 12 05 106 00-42	cover	1.00	30
8	90 30 04 033 00 90	hose	1.00	2