

Toilet brush set free-standing model - Brushed Platinum













MEM

84 910 979



- brush, matte black
- width 100mm
- height 456 mm

Fits: MEM, LISSÉ, META, CYO

| | | |
|---|-------------------------------------|---------------|
|  | Brushed Platinum | 84 910 979-06 |
|  | Chrome | 84 910 979-00 |
|  | Platinum | 84 910 979-08 |
|  | Dark Chrome | 84 910 979-19 |
|  | Light Gold | 84 910 979-26 |
|  | Brushed Light Gold | 84 910 979-27 |
|  | Brushed Durabronze (23kt Gold) | 84 910 979-28 |
|  | Matte Black | 84 910 979-33 |
|  | Brushed Bronze | 84 910 979-42 |
|  | Brushed Champagne (22kt Gold) | 84 910 979-46 |
|  | Brushed Chrome | 84 910 979-93 |
|  | Brushed Dark Platinum | 84 910 979-99 |

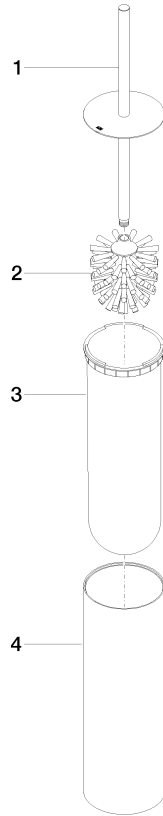
84 910 979

mm [inches]



84 910 979

Parts for other finishes can be found here: [Chrome](#)



Spare parts list

| No. | Item Number | Name | Quantity used | Delivery time |
|-----|--------------------|--------|---------------|---------------|
| 1 | 90 20 97 505 01-06 | handle | 1 | 10 |
| 2 | 90 18 50 601 00 90 | brush | 1 | 2 |
| 3 | 08 18 40 524 90 | insert | 1 | 2 |
| 4 | 90 23 01 504 00-06 | casing | 1 | 10 |