

TARA Shower pipe with shower thermostat 220 mm - Brushed Champagne (22kt Gold)

TARA

ST 050 302 4892


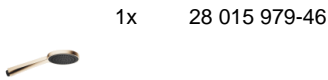


- shower with fixed riser projection 452mm
- Rain shower: PURE RAIN, max. flow rate 7 l/min (at 3 bar)
- Function from: 6 l/min
- rain shower Ø 220 mm
- rain shower with anti-scale system
- Hand shower: COMPACT RAIN, max. flow rate 15 l/min (at 3 bar)
- rotary diverter with volume control and shut-off function
- slide-on rosettes Ø 70 mm
- height of fittings up to rain shower (bottom edge) 964mm
- height of fittings up to top edge of elbow 1267mm
- gauge 150 mm - 13 mm
- metal shower hose 1750mm with integrated anti-twist protection
- 1/2" connection
- slide bar
- Pipe diameter 23.5 mm

	Brushed Champagne (22kt Gold)	ST 050 302 4892-46
	Chrome	ST 050 302 4892-00
	Brushed Platinum	ST 050 302 4892-06
	Platinum	ST 050 302 4892-08
	Dark Chrome	ST 050 302 4892-19
	Brushed Durabronze (23kt Gold)	ST 050 302 4892-28
	Matte Black	ST 050 302 4892-33
	Champagne (22kt Gold)	ST 050 302 4892-47
	Brushed Chrome	ST 050 302 4892-93
	Brushed Dark Platinum	ST 050 302 4892-99

Individual components of this set

You need the following components for this set





TARA Shower pipe with shower thermostat 220 mm - Brushed Champagne
(22kt Gold)

TARA

ST 050 302 4892

TARA Shower pipe with shower thermostat 220 mm - Brushed Champagne (22kt Gold)

TARA



























ST 050 302 4892

- COMPACT RAIN, max. flow rate 15 l/min (at 3 bar)
- with anti-scale system
- spray head Ø 100mm
- 1/2" connection



Intrinsic protection against back flow.

Fits: IMO, LULU, MADISON, MEM, TARA, CL.1, LISSÉ, VAIA, META, CYO

	Brushed Champagne (22kt Gold)	28 015 979-46
	Chrome	28 015 979-00
	Chrome	28 015 979-00 0010
	Brushed Platinum	28 015 979-06
	Brushed Platinum	28 015 979-06 0010
	Platinum	28 015 979-08
	Platinum	28 015 979-08 0010
	Dark Chrome	28 015 979-19
	Dark Chrome	28 015 979-19 0010
	Light Gold	28 015 979-26 0010
	Light Gold	28 015 979-26
	Brushed Light Gold	28 015 979-27 0010
	Brushed Light Gold	28 015 979-27
	Brushed Durabrand (23kt Gold)	28 015 979-28
	Brushed Durabrand (23kt Gold)	28 015 979-28 0010
	Matte Black	28 015 979-33
	Matte Black	28 015 979-33 0010
	Brushed Bronze	28 015 979-42
	Brushed Bronze	28 015 979-42 0010
	Brushed Champagne (22kt Gold)	28 015 979-46 0010
	Champagne (22kt Gold)	28 015 979-47
	Champagne (22kt Gold)	28 015 979-47 0010
	Brushed Chrome	28 015 979-93
	Brushed Chrome	28 015 979-93 0010
	Brushed Dark Platinum	28 015 979-99
	Brushed Dark Platinum	28 015 979-99 0010



TARA Shower pipe with shower thermostat 220 mm - Brushed Champagne
(22kt Gold)

TARA

ST 050 302 4892



TARA Shower pipe with shower thermostat 220 mm - Brushed Champagne
(22kt Gold)

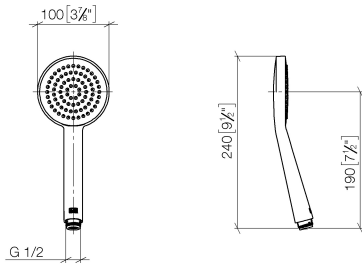
TARA

ST 050 302 4892

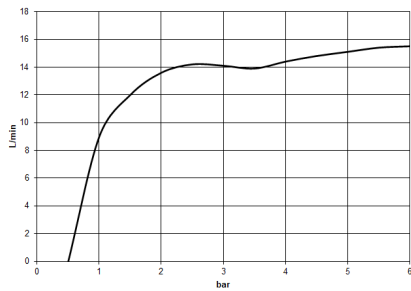
**TARA Shower pipe with shower thermostat 220 mm - Brushed Champagne
(22kt Gold)**

TARA

ST 050 302 4892
mm [inches]



Flow rate chart



Certificates

DVGW_DW-
6517DN0129.

LGA_29981.

**TARA Shower pipe with shower thermostat 220 mm - Brushed Champagne
(22kt Gold)**

TARA

ST 050 302 4892
Parts for other
finishes can be found
here: Chrome



Spare parts list

No.	Item Number	Name	Quantity used	Delivery time
1	09 23 01 039 90	sieve	1	2

TARA Shower pipe with shower thermostat 220 mm - Brushed Champagne (22kt Gold)

TARA

ST 050 302 4892



- shower with fixed riser projection 452mm
- Rain shower: PURE RAIN, max. flow rate 7 l/min (at 3 bar)
- Function from: 6 l/min
- rain shower Ø 220 mm
- rain shower with anti-scale system
- rotary diverter with volume control and shut-off function
- slide-on rosettes Ø 70 mm
- height of fittings up to rain shower (bottom edge) 964mm
- height of fittings up to top edge of elbow 1267mm
- gauge 150 mm - 13 mm
- metal shower hose 1750mm with integrated anti-twist protection
- 1/2" connection
- slide bar
- Pipe diameter 23.5 mm
- This product can help a building meet the requirements of Green Building Rating Systems, e.g. LEED®, BREEAM®, DGNB

This article does not include a hand shower!

Intrinsic protection against back flow.

	Brushed Champagne (22kt Gold)	34 458 892-46
	Chrome	34 458 892-00
	Brushed Platinum	34 458 892-06
	Platinum	34 458 892-08
	Dark Chrome	34 458 892-19
	Brushed Durabronze (23kt Gold)	34 458 892-28
	Matte Black	34 458 892-33
	Champagne (22kt Gold)	34 458 892-47
	Brushed Chrome	34 458 892-93
	Brushed Dark Platinum	34 458 892-99

Required miscellaneous

	Hand shower FlowReduce - Brushed Champagne (22kt Gold)	28 016 979-46 0010
--	---	-----------------------

Required miscellaneous

	Hand shower - Brushed Champagne (22kt Gold)	28 016 979-46
--	--	---------------



TARA Shower pipe with shower thermostat 220 mm - Brushed Champagne
(22kt Gold)

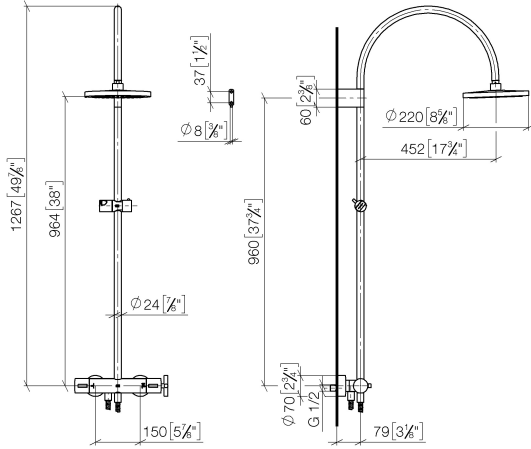
TARA

ST 050 302 4892

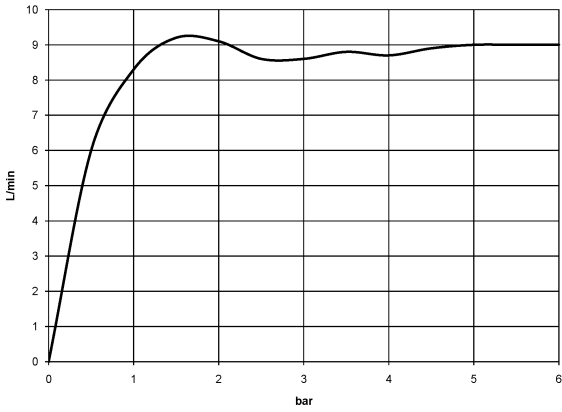
TARA Shower pipe with shower thermostat 220 mm - Brushed Champagne (22kt Gold)

TARA

ST 050 302 4892
mm [inches]
1:10



Flow rate chart



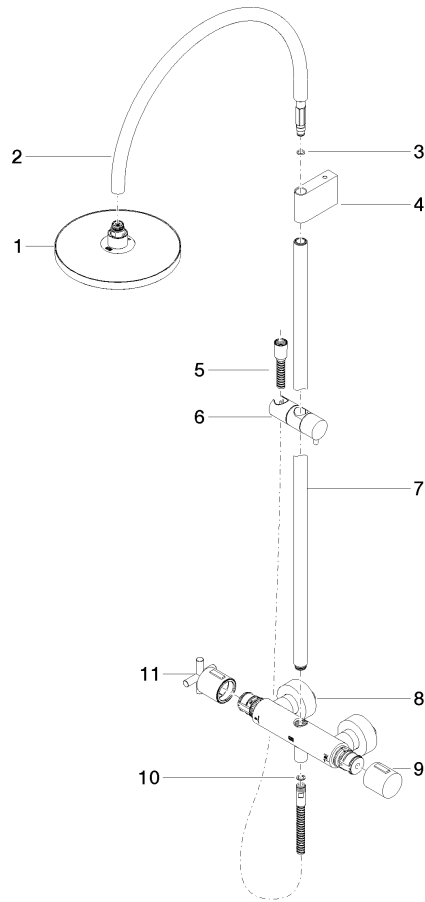
Certificates

Belgaqua_22_283_2 WRAS_2204013. LGA_38737.
7_8.

TARA Shower pipe with shower thermostat 220 mm - Brushed Champagne (22kt Gold)

TARA

ST 050 302 4892
Parts for other finishes can be found here: Chrome



Spare parts list

No.	Item Number	Name	Quantity used	Delivery time
1	90 12 05 092 20-46	shower	1	30
2	04 28 22 346 00-46	pipe	1	60
3	09 14 10 008 90	seal	1	2
4	90 17 11 150 00-46	holder	1	30
5	28 322 970-46	Metal shower hose 1/2" x 3/8" x 1750 mm - Brushed Champagne (22kt Gold)	1	30
6	12 570 970-46	Slide unit - Brushed Champagne (22kt Gold)	1	30
7	90 28 22 349 00-46	pipe	1	30
8	04 17 01 250 00-46	connection	1	60
9	90 17 33 015 00-46	handle	1	30
10	90 14 20 026 00 90	seal	1	2
11	90 17 33 021 00-46	handle	1	30