

LISSÉ Deck-mounted basin spout without pop-up waste - Brushed Dark Platinum








LISSÉ

13 700 845 Product version from 3/13/2017



- 130mm projection
- fixed spout
- circular, air-enriched flow
- height of mixer 95 mm
- height up to aerator 75 mm
- hole diameter 35 mm
- 1/2" connection
- max. flow 5.7 l/min
- lead-free
- This product can help a building meet the requirements of Green Building Rating Systems, e.g. LEED®, BREEAM®, DGNB
- WRAS

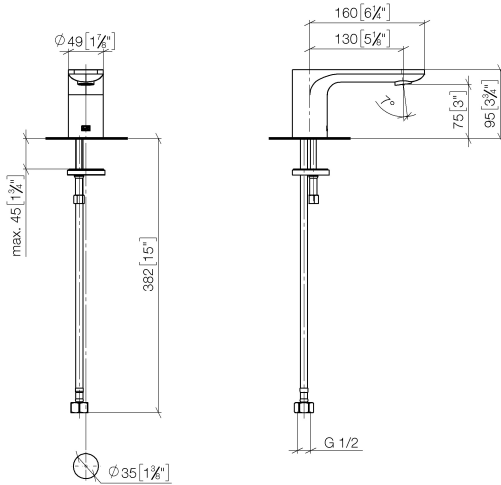
For Touchfree control please order eSet Touchfree with temperature adjustment

| | | |
|---|-----------------------|---------------|
|  | Brushed Dark Platinum | 13 700 845-99 |
|  | Chrome | 13 700 845-00 |
|  | Brushed Platinum | 13 700 845-06 |
|  | Dark Chrome | 13 700 845-19 |
|  | Brushed Light Gold | 13 700 845-27 |
|  | Matte Black | 13 700 845-33 |
|  | Brushed Chrome | 13 700 845-93 |

LISSÉ Deck-mounted basin spout without pop-up waste - Brushed Dark Platinum

LISSÉ

13 700 845 Product version from 3/13/2017
mm [inches]



Flow rate chart



Codes & Standards

| | | | |
|----------------|-------|------------------------|-----------------------------|
| ASME A112.18.1 | cUPC | DIN 4109 | ISO 3822 |
| NSF372 | NSF61 | Scottish Water Byelaws | UK Water Supply Regulations |

Ü-Zeichen



LISSE Deck-mounted basin spout without pop-up waste - Brushed Dark Platinum

LISSE

13 700 845 Product version from 3/13/2017

Certificates and sustainability

| | | | | |
|--------|-----------|---------|--------------|-------------|
| LGA_29 | IAPMO_N-4 | IAPMO_6 | IAPMO_4976 (| WRAS_241202 |
|--------|-----------|---------|--------------|-------------|

LISSÉ Deck-mounted basin spout without pop-up waste - Brushed Dark Platinum

LISSÉ

13 700 845 Product version from 3/13/2017

Parts for other
finishes can be found
here: [Chrome](#)



Spare parts list

| No. | Item Number | Name | Quantity used | Delivery time |
|-----|--------------------|------------|---------------|---------------|
| 2 | 90 14 10 060 00 90 | seal | 1.00 | 2 |
| 3 | 09 31 20 065 90 | plug | 1.00 | 2 |
| 4 | 04 30 04 019 00 90 | hose | 1.00 | 2 |
| 1 | 90 11 84 015 00-99 | spout | 1.00 | 20 |
| 5 | 09 31 11 012 90 | pin | 1.00 | 2 |
| 6 | 04 30 11 038 75 90 | fixing set | 1.00 | 2 |