









MEM Bath spout for wall mounting - Brushed Durabron (23kt Gold)

MEM

13 801 782



- 220mm projection
- rectangular, air-enriched flow
- rosette 60 x 60 mm
- hole diameter 37 mm
- 1/2" connection
- max. flow 38.5 l/min at 3 bar flow pressure
- WRAS 2203039

	Brushed Durabron (23kt Gold)	13 801 782-28
	Chrome	13 801 782-00
	Brushed Platinum	13 801 782-06
	Platinum	13 801 782-08
	Dark Chrome	13 801 782-19
	Brushed Champagne (22kt Gold)	13 801 782-46
	Champagne (22kt Gold)	13 801 782-47
	Brushed Dark Platinum	13 801 782-99

Recommended miscellaneous

Concealed wall elbow -

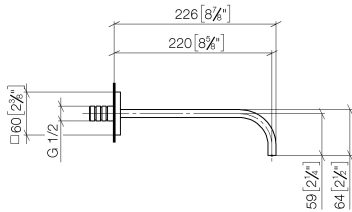
35 085 970 90



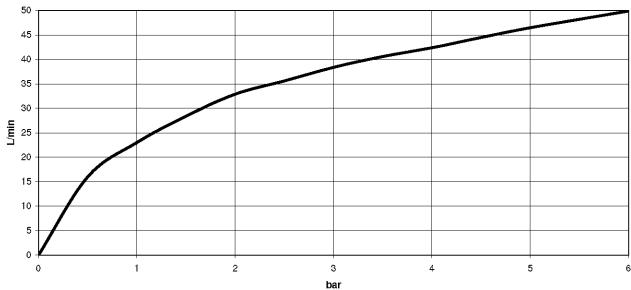
- max. recess depth 163 mm
- min. recess depth 90 mm

13 801 782

mm [inches]



Flow rate chart



Codes & Standards

Scottish Water
Byelaws

UK Water Supply
Regulations



MEM Bath spout for wall mounting - Brushed Durabron (23kt Gold)

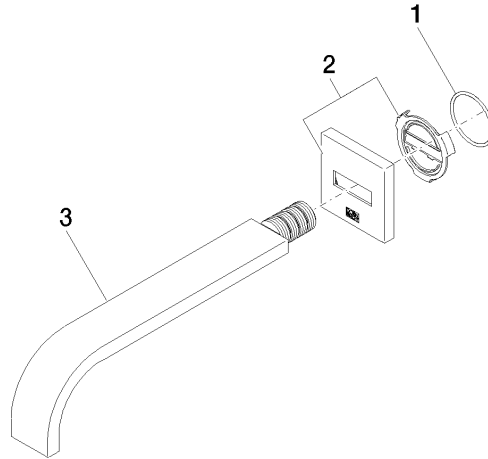
MEM

13 801 782

Certificates

WRAS_2203

Product version from 3/10/2014





MEM Bath spout for wall mounting - Brushed Durabross (23kt Gold)

MEM

13 801 782

Spare parts list

Product version from 3/10/2014

No.	Item Number	Name	Quantity used	Delivery time
	09 14 10 111 90	seal	3	2