

## TARA Bath spout for wall mounting - Matte Black

TARA

13 801 892



- 200mm projection
- circular normal flow
- rosette Ø 55 mm
- hole diameter 37 mm
- 1/2" connection
- max. flow 29 l/min at 3 bar flow pressure
- WRAS 1811020

|  |                                |               |
|--|--------------------------------|---------------|
|   | Matte Black                    | 13 801 892-33 |
|   | Chrome                         | 13 801 892-00 |
|   | Brushed Platinum               | 13 801 892-06 |
|   | Platinum                       | 13 801 892-08 |
|   | Dark Chrome                    | 13 801 892-19 |
|   | Brushed Durabronze (23kt Gold) | 13 801 892-28 |
|   | Brushed Champagne (22kt Gold)  | 13 801 892-46 |
|   | Champagne (22kt Gold)          | 13 801 892-47 |
|   | Brushed Chrome                 | 13 801 892-93 |
|  | Brushed Dark Platinum          | 13 801 892-99 |

### Recommended miscellaneous



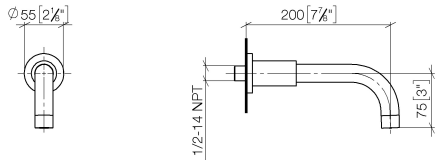
#### **Concealed wall elbow -**

35 085 970 90

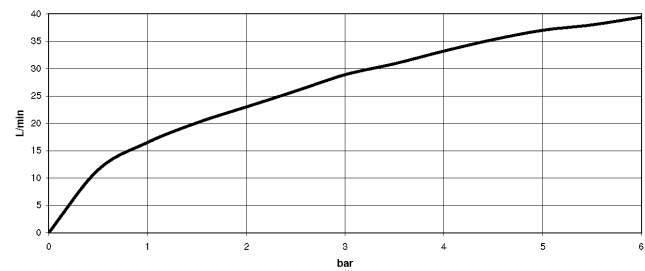
- max. recess depth 163 mm
- min. recess depth 90 mm

13 801 892

mm [inches]



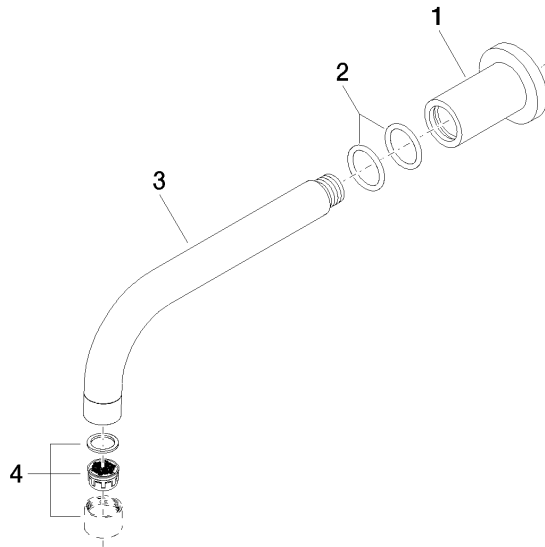
### Flow rate chart



### Certificates

LGA\_18923. IAPMO\_4976 (6). WRAS\_1811020.

13 801 892



Spare parts list

| No. | Item Number        | Name    | Quantity used | Delivery time |
|-----|--------------------|---------|---------------|---------------|
| 1   | 09 27 89 009-33    | rosette | 1             | 30            |
| 2   | 90 14 10 025 00 90 | seal    | 2             | 2             |
| 3   | 04 28 22 198 20-33 | spout   | 1             | 30            |
| 4   | 90 23 01 024 00-33 | aerator | 1             | -             |

Spare part can no longer be ordered, please order the replacement item