







CL.1 Deck valve anti-clockwise closing hot - Chrome

CL.1

20 000 706

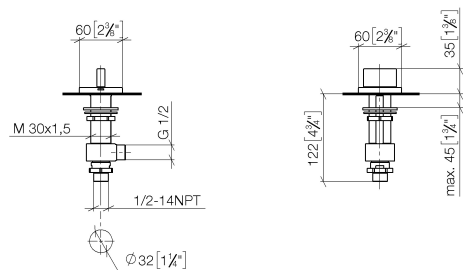
- hole diameter valve 32 mm
- rosette 60 x 60 mm
- with hot marking



	Chrome	20 000 706-00
	Brushed Platinum	20 000 706-06
	Dark Chrome	20 000 706-19
	Brushed Champagne (22kt Gold)	20 000 706-46
	Champagne (22kt Gold)	20 000 706-47
	Brushed Dark Platinum	20 000 706-99

20 000 706

mm [inches]



Flow rate chart



Certificates

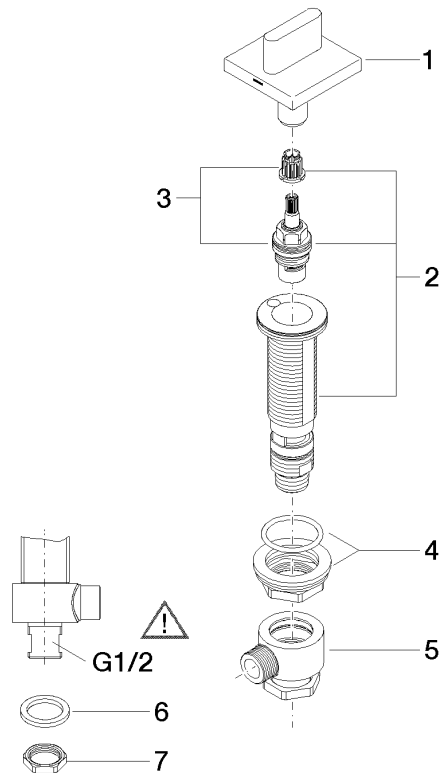
IAPMO_4976 (5). WRAS_2103001. LGA_28688.

CL.1 Deck valve anti-clockwise closing hot - Chrome

CL.1

20 000 706

Parts for other
finishes can be found
here: Brushed
Platinum



Spare parts list

No.	Item Number	Name	Quantity used	Delivery time
1	90 20 70 051 05-00	handle (hot)	1	10
2	04 17 11 058 32 90	side panel	1	2
3	90 90 03 132 00 90	top	1	2
4	04 23 10 032 78 90	fixing set	1	2
5	04 17 11 023 10 90	distributor	1	2
6	90 23 30 040 00-00	threaded connector	1	10
7	09 30 11 059 90	disc	1	2
8	09 23 10 012 90	nut	1	2