






CL.1 Deck valve anti-clockwise closing hot - Brushed Platinum

CL.1

20 000 706



- hole diameter valve 32 mm
- rosette 60 x 60 mm
- with hot marking
- WRAS 2103001

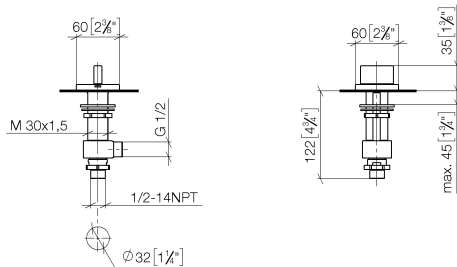
|  |                               |               |
|--|-------------------------------|---------------|
|  | Brushed Platinum              | 20 000 706-06 |
|  | Chrome                        | 20 000 706-00 |
|  | Dark Chrome                   | 20 000 706-19 |
|  | Brushed Champagne (22kt Gold) | 20 000 706-46 |
|  | Champagne (22kt Gold)         | 20 000 706-47 |
|  | Brushed Dark Platinum         | 20 000 706-99 |

CL.1 Deck valve anti-clockwise closing hot - Brushed Platinum

CL.1

20 000 706

mm [inches]



Flow rate chart



Codes & Standards

ASME A112.18.1

cUPC

DIN 4109

ISO 3822

Scottish Water  
Byelaws

UK Water Supply  
Regulations

Ü-Zeichen



## CL.1 Deck valve anti-clockwise closing hot - Brushed Platinum

---

CL.1

20 000 706

### Certificates

---

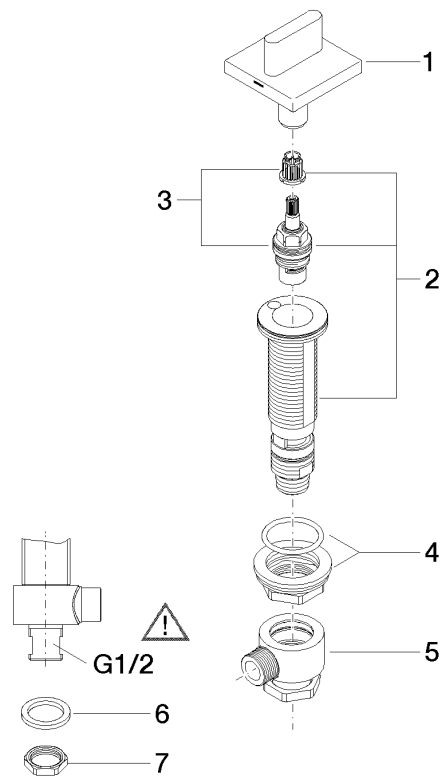
IAPMO\_4976

WRAS\_2103

LGA\_28

**Product version from 3/9/2015**

Parts for other  
finishes can be found  
here: [Chrome](#)





## CL.1 Deck valve anti-clockwise closing hot - Brushed Platinum

CL.1

20 000 706

### Spare parts list

#### Product version from 3/9/2015

| No. | Item Number        | Name           | Quantity used | Delivery time |
|-----|--------------------|----------------|---------------|---------------|
|     | 90 20 70 051 05-06 | handle ( hot ) | 8             | 10            |