







Deck valve clockwise closing hot - Brushed Champagne (22kt Gold)

SERIES SPECIFIC

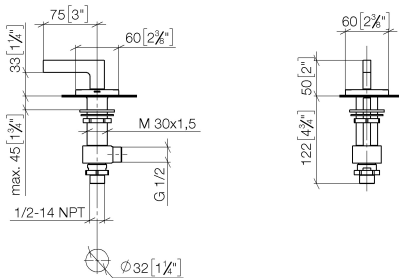
20 000 715    Product version from 6/1/2015



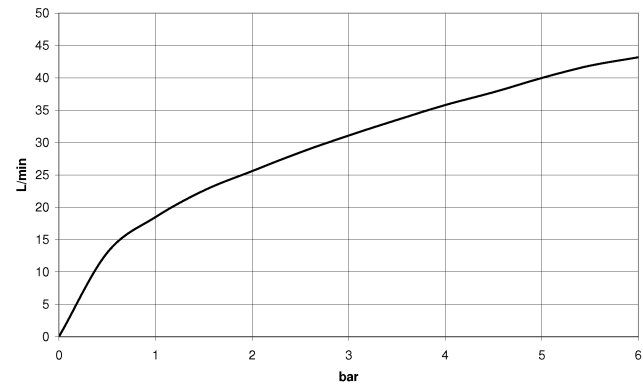
- hole diameter 32 mm
- rosette 60 x 60 mm
- with hot marking

|   |                               |               |
|---|-------------------------------|---------------|
|  | Brushed Champagne (22kt Gold) | 20 000 715-46 |
|  | Chrome                        | 20 000 715-00 |
|  | Brushed Platinum              | 20 000 715-06 |
|  | Dark Chrome                   | 20 000 715-19 |
|  | Champagne (22kt Gold)         | 20 000 715-47 |
|  | Brushed Dark Platinum         | 20 000 715-99 |

mm [inches]



### Flow rate chart



### Codes & Standards

ASME A112.18.1 cUPC DIN 4109 ISO 3822

### Ü-Zeichen



## Deck valve clockwise closing hot - Brushed Champagne (22kt Gold)

SERIES SPECIFIC

20 000 715 Product version from 6/1/2015

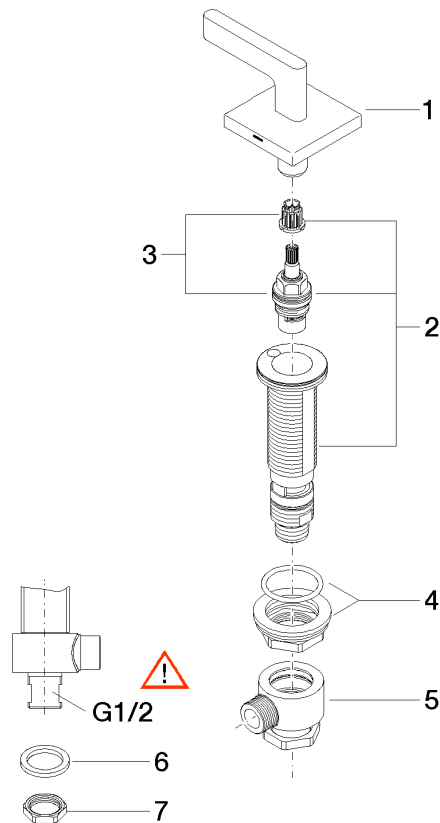
### Certificates and sustainability

IAPMO\_4976

LGA\_28

20 000 715 Product version from 6/1/2015

Parts for other  
finishes can be found  
here: [Chrome](#)



## Spare parts list

| No. | Item Number        | Name           | Quantity used | Delivery time |
|-----|--------------------|----------------|---------------|---------------|
| 7   | 09 23 10 012 90    | nut            | 1.00          | 2             |
| 4   | 04 23 10 032 78 90 | fixing set     | 1.00          | 2             |
| 6   | 09 30 11 059 90    | disc           | 1.00          | 2             |
| 2   | 04 17 11 058 33 90 | side panel     | 1.00          | 2             |
| 5   | 04 17 11 023 10 90 | distributor    | 1.00          | 2             |
| 1   | 90 20 70 057 00-46 | handle ( hot ) | 1.00          | 30            |
| 3   | 90 90 03 133 00 90 | top            | 1.00          | 2             |