


TARA Deck valve clockwise closing - Platinum

20 000 882



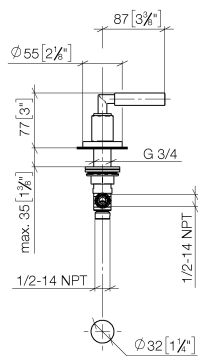
- hole diameter 32 mm
- rosette Ø 55 mm
- WRAS

	Platinum	20 000 882-08
	Brushed Bronze	20 000 882-42
	Brushed Champagne (22kt Gold)	20 000 882-46
	Champagne (22kt Gold)	20 000 882-47

TARA Deck valve clockwise closing - Platinum

20 000 882

mm [inches]



Flow rate chart



Codes & Standards

ASME A112.18.1	cUPC	Scottish Water Byelaws	UK Water Supply Regulations
----------------	------	------------------------	-----------------------------



TARA Deck valve clockwise closing - Platinum

20 000 882

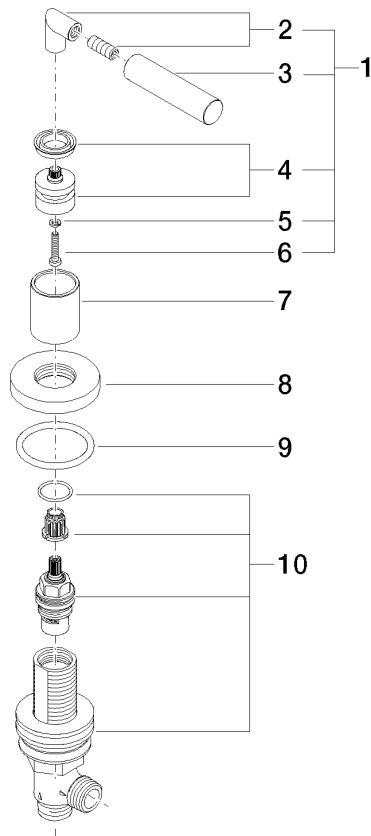
Certificates

WRAS_2112

IAPMO_4976

TARA Deck valve clockwise closing - Platinum

20 000 882



Spare parts list

No.	Item Number	Name	Quantity used	Delivery time
1	04 20 88 052 00-08	handle	1	40
2	04 18 20 022 00-08	angle	1	-
Spare part can no longer be ordered, please order the replacement item				
3	09 20 88 052-08	handle	1	40
4	90 12 12 007 00-08	base	1	40
5	90 30 11 029 00 90	disc	1	2
6	90 30 30 075 00 90	screw	1	2
7	09 21 02 140-08	sleeve	1	40
8	09 27 89 105-08	rosette	1	40
9	90 14 10 043 00 90	seal	1	2
10	90 17 11 040 31 90	side panel	1	2