






Deck valve anti-clockwise closing cold - Brushed Dark Platinum

SERIES SPECIFIC

20 004 716 Product version from 6/1/2015

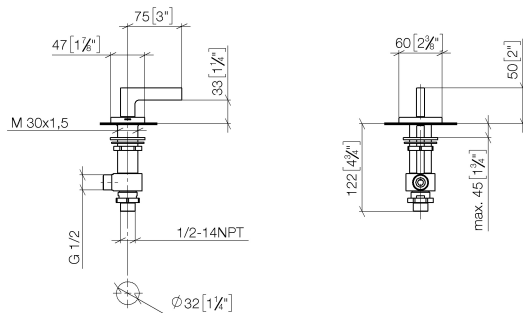


- hole diameter 32 mm
- rosette 60 x 47 mm
- with cold marking

| | | |
|---|-------------------------------|---------------|
|  | Brushed Dark Platinum | 20 004 716-99 |
|  | Chrome | 20 004 716-00 |
|  | Brushed Platinum | 20 004 716-06 |
|  | Brushed Champagne (22kt Gold) | 20 004 716-46 |
|  | Champagne (22kt Gold) | 20 004 716-47 |

20 004 716 Product version from 6/1/2015

mm [inches]



Flow rate chart



Codes & Standards

| | | | |
|----------------|-------|-----------|----------|
| ASME A112.18.1 | cUPC | DIN 4109 | ISO 3822 |
| NSF372 | NSF61 | Ü-Zeichen | |



Deck valve anti-clockwise closing cold - Brushed Dark Platinum

SERIES SPECIFIC

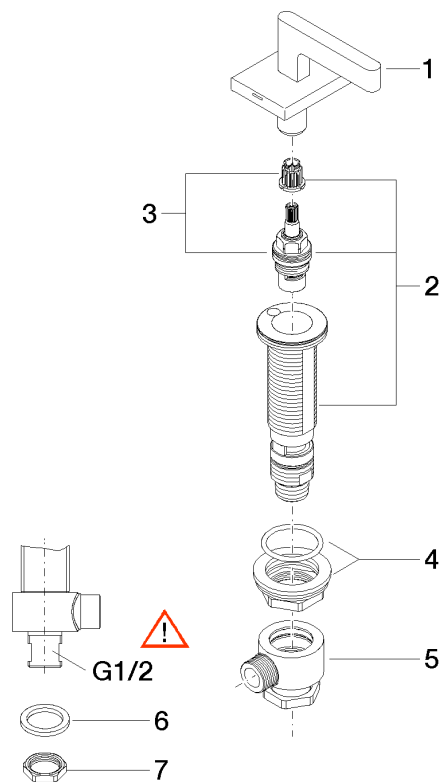
20 004 716 Product version from 6/1/2015

Certificates and sustainability

| | | | |
|-----------|--------|------------|---------|
| IAPMO_N-4 | LGA_28 | IAPMO_4976 | IAPMO_6 |
|-----------|--------|------------|---------|

20 004 716 Product version from 6/1/2015

Parts for other
finishes can be found
here: [Chrome](#)



Spare parts list

| No. | Item Number | Name | Quantity used | Delivery time |
|-----|--------------------|-----------------|---------------|---------------|
| 4 | 04 23 10 032 78 90 | fixing set | 1.00 | 2 |
| 7 | 09 23 10 012 90 | nut | 1.00 | 2 |
| 3 | 90 90 03 152 00 90 | top | 1.00 | 2 |
| 2 | 04 17 11 058 52 90 | side panel | 1.00 | 2 |
| 5 | 04 17 11 023 10 90 | distributor | 1.00 | 2 |
| 6 | 09 30 11 059 90 | disc | 1.00 | 2 |
| 1 | 90 20 70 057 03-99 | handle (cold) | 1.00 | 20 |