

## TARA Two-hole bath mixer for free-standing assembly with hand shower set - Champagne (22kt Gold)









TARA

25 943 892 Product version from 5/27/2021



- 220mm projection
  - pivotable spout 180°
  - Hand shower: COMPACT RAIN, max. flow rate 6.8 l/min (at 3 bar)
  - spout: circular, air-enriched flow
  - hand shower with anti-scale system
  - rotary diverter for bath/shower
  - total height 920 mm
  - stand pipes height 628 mm
  - height up to aerator 765 mm
  - slide-on rosettes Ø 90 mm
  - gauge 150 mm
  - metal shower hose 1250mm with integrated anti-twist protection
  - pivotable shower holder on the right foot
  - max. flow 22 l/min at 3 bar flow pressure
  - WRAS
- Intrinsic protection against back flow.**

Intrinsic protection against back flow.

|   |                                |               |
|---|--------------------------------|---------------|
|    | Champagne (22kt Gold)          | 25 943 892-47 |
|    | Chrome                         | 25 943 892-00 |
|    | Brushed Platinum               | 25 943 892-06 |
|    | Platinum                       | 25 943 892-08 |
|    | Dark Chrome                    | 25 943 892-19 |
|    | Brushed Durabronze (23kt Gold) | 25 943 892-28 |
|    | Matte Black                    | 25 943 892-33 |
|    | Brushed Dark Brass             | 25 943 892-39 |
|    | Brushed Bronze                 | 25 943 892-42 |
|   | Brushed Champagne (22kt Gold)  | 25 943 892-46 |
|  | Brushed Chrome                 | 25 943 892-93 |
|  | Brushed Dark Platinum          | 25 943 892-99 |

### Required miscellaneous



- Concealed floor mounting -**
- max. recess depth 160 mm
  - min. recess depth 80 mm

35 944 970 90

## TARA Two-hole bath mixer for free-standing assembly with hand shower set - Champagne (22kt Gold)

TARA

25 943 892 Product version from 5/27/2021  
mm [inches]



### Flow rate chart



### Codes & Standards

ASME A112.18.1

cUPC

DIN 4109

ISO 3822

Scottish Water  
Byelaws

UK Water Supply  
Regulations

Ü-Zeichen



TARA Two-hole bath mixer for free-standing assembly with hand shower set - Champagne (22kt Gold)

TARA

25 943 892    Product version from 5/27/2021

Certificates and sustainability

|           |        |              |
|-----------|--------|--------------|
| WRAS_2212 | LGA_18 | IAPMO_4976 ( |
|-----------|--------|--------------|

# TARA Two-hole bath mixer for free-standing assembly with hand shower set - Champagne (22kt Gold)

TARA

25 943 892 Product version from 5/27/2021





## TARA Two-hole bath mixer for free-standing assembly with hand shower set - Champagne (22kt Gold)

TARA

25 943 892 Product version from 5/27/2021

### Spare parts list

| No. | Item Number        | Name  | Quantity used | Delivery time |
|-----|--------------------|---|---------------|---------------|
| 29  | 09 28 10 028-47    | sleeve  | 1.00          | 30            |
| 7   | 90 28 22 222 00-47 | spout   | 1.00          | 30            |
| 15  | 09 14 10 112 90    | seal  | 4.00          | 2             |
| 18  | 09 27 89 025-47    | rosette   | 2.00          | 30            |
| 9   | 04 24 04 189 00-47 | nipple  | 1.00          | 30            |
| 32  | 09 23 01 131 90    | back-flow preventer   | 1.00          | 2             |
| 25  | 09 24 03 081 10 90 | extension   | 4.00          | 2             |
| 21  | 09 14 10 081 90    | seal  | 2.00          | 2             |
| 23  | 04 23 10 023 00 90 | fixing set  | 6.00          | 2             |
| 6   | 90 90 03 131 00 90 | top   | 2.00          | 2             |
| 11  | 90 30 02 072 00-47 | Metal shower hose 1/2" x 3/8" x 1250 mm - Champagne (22kt Gold) | 1.00          | 30            |
| 22  | 09 24 03 094-07    | nipple  | 2.00          | 30            |
| 19  | 09 23 30 040-07    | nut   | 2.00          | 30            |
| 3   | 90 12 12 007 00-47 | base  | 2.00          | 30            |
| 14  | 09 29 05 021 20 90 | nipple  | 2.00          | 2             |
| 20  | 04 28 22 009 20-47 | connection  | 2.00          | 60            |
| 28  | 90 18 20 025 00-47 | diverter  | 1.00          | 30            |
| 33  | 09 21 02 143-47    | sleeve  | 1.00          | 30            |
| 2   | 09 20 89 010-47    | handle  | 2.00          | 60            |
| 24  | 09 30 11 130-07    | connection  | 2.00          | 30            |
| 8   | 90 21 10 011 00 90 | diverter  | 1.00          | 2             |
| 27  | 90 15 01 005 00 90 | insert  | 1.00          | 2             |
| 26  | 09 24 03 080 90    | extension   | 2.00          | 2             |
| 13  | 04 28 10 029 01-47 | holder  | 1.00          | 30            |
| 17  | 09 14 10 041 90    | seal  | 2.00          | 2             |
| 31  | 09 24 03 121-47    | nipple  | 1.00          | 30            |
| 30  | 90 14 10 032 00 90 | seal  | 1.00          | 2             |
| 4   | 90 30 11 029 00 90 | disc  | 2.00          | 2             |
| 1   | 90 20 89 010 10-47 | handle  | 2.00          | 30            |
| 34  | 90 14 20 026 00 90 | seal  | 1.00          | 2             |
| 12  | 90 18 40 035 00 90 | sleeve  | 1.00          | 2             |
| 5   | 90 30 30 075 00 90 | screw   | 2.00          | 2             |
| 16  | 90 14 10 055 00 90 | seal  | 4.00          | 2             |
| 10  | 90 12 11 140 41-47 | shower  | 1.00          | 30            |