

MADISON Bath shower set for bath rim or tile edge installation - Durabronss (23kt Gold)

MADISON

27 502 360



- spout: circular, air-enriched flow
- max. spout flow rate 23 l/min
- Hand shower: COMPACT RAIN, max. flow rate 6.8 l/min (at 3 bar)
- complete hand shower set with anti-scale system
- 225mm projection
- automatic bath/shower diverter
- height of mixer 185 mm
- height up to aerator 140 mm
- hole diameter valve 32 mm
- hole diameter spout 32 mm
- hole diameter for complete hand shower set 32 mm
- rosette for complete hand shower set Ø 55mm
- rosette for deck valve Ø 55mm
- metal shower hose 1750mm with integrated anti-twist protection

Intrinsic protection against back flow.

	Durabronss (23kt Gold)	27 502 360-09
	Chrome	27 502 360-00
	Brushed Platinum	27 502 360-06
	Platinum	27 502 360-08
	Brushed Durabronss (23kt Gold)	27 502 360-28
	Brushed Dark Platinum	27 502 360-99

Recommended miscellaneous



Perfecto installation kit - 12 614 970 90

Recommended miscellaneous

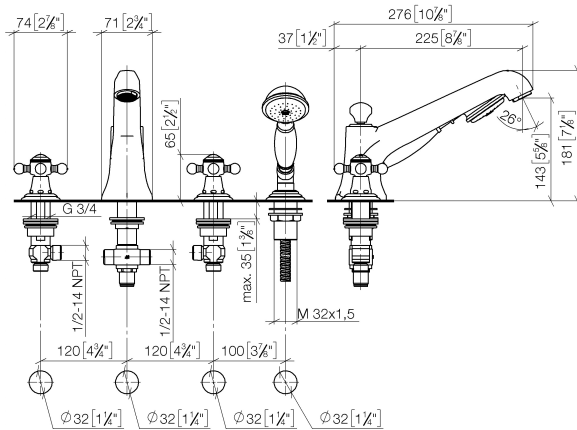


Decorative caps for Perfecto - Durabronss (23kt Gold) 12 801 970-09
• 1 pair

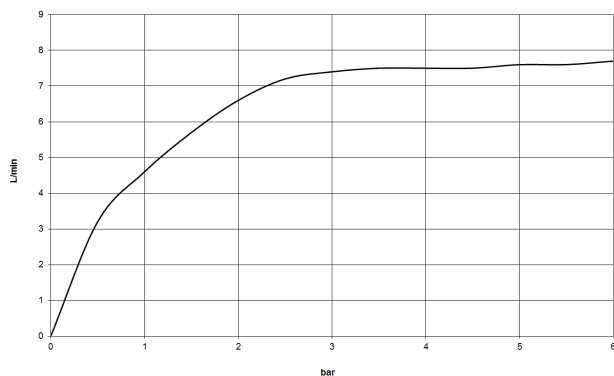
MADISON Bath shower set for bath rim or tile edge installation - Durabrass (23kt Gold)

MADISON

27 502 360
mm [inches]



Flow rate chart



Codes & Standards

DIN 4109

EN 1717

ISO 3822

Ü-Zeichen



MADISON Bath shower set for bath rim or tile edge installation - Durabrass (23kt Gold)

MADISON

27 502 360

Certificates

LGA_8

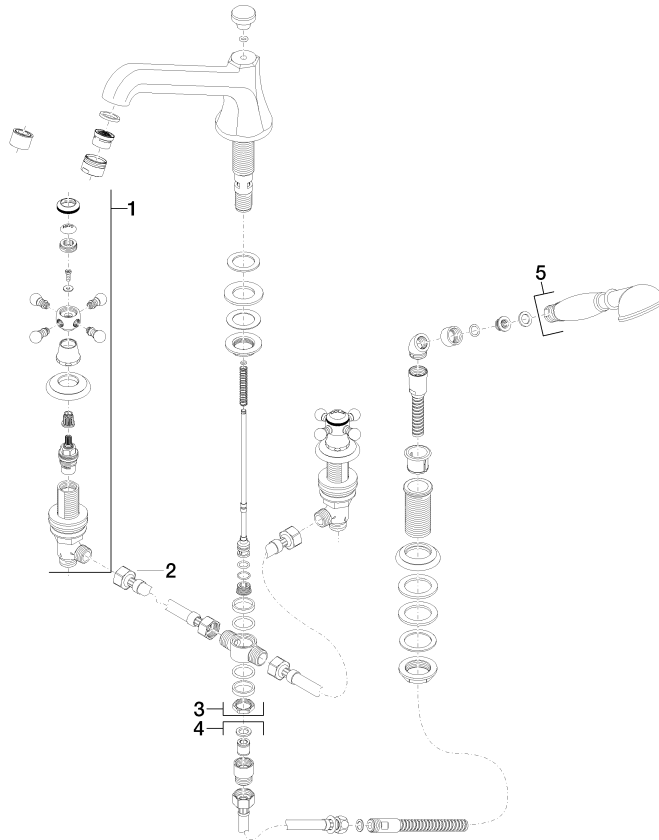
Belgaqua_21-380-2

**MADISON Bath shower set for bath rim or tile edge installation - Durabronss
(23kt Gold)**

MADISON

27 502 360

Product version from 7/31/2009





MADISON Bath shower set for bath rim or tile edge installation - Durabrass (23kt Gold)

MADISON

27 502 360

Spare parts list

Product version from 7/31/2009