


















MADISON Metal hand shower with porcelain insert (white) FlowReduce -
Brushed Durabrass (23kt Gold)

28 002 970



- COMPACT RAIN, max. flow rate 6.8 l/min (at 3 bar)
 - spray head Ø 64mm
 - 1/2" connection
 - This product can help a building meet the requirements of Green Building Rating Systems, e.g. LEED®, BREEAM®, DGNB
- Intrinsic protection against back flow.

	Brushed Durabrass (23kt Gold)	28 002 970-28 0010
	Chrome	28 002 970-00
	Chrome	28 002 970-00 0010
	Gold (23.9kt)	28 002 970-01
	Brushed Platinum	28 002 970-06
	Brushed Platinum	28 002 970-06 0010
	Platinum	28 002 970-08
	Platinum	28 002 970-08 0010
	Durabrass (23kt Gold)	28 002 970-09
	Durabrass (23kt Gold)	28 002 970-09 0010
	Brushed Durabrass (23kt Gold)	28 002 970-28
	Brushed Chrome	28 002 970-93
	Brushed Chrome	28 002 970-93 0010
	Brushed Dark Platinum	28 002 970-99
	Brushed Dark Platinum	28 002 970-99 0010

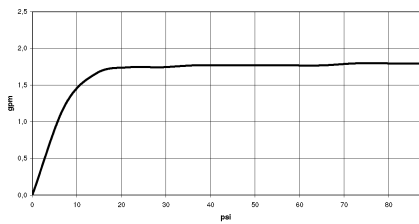


MADISON Metal hand shower with porcelain insert (white) FlowReduce -
Brushed Durabronze (23kt Gold)

28 002 970
mm [inches]



Flow rate chart



Codes & Standards

DIN 4109

ISO 3822

Ü-Zeichen



MADISON Metal hand shower with porcelain insert (white) FlowReduce - Brushed Durabrass (23kt Gold)

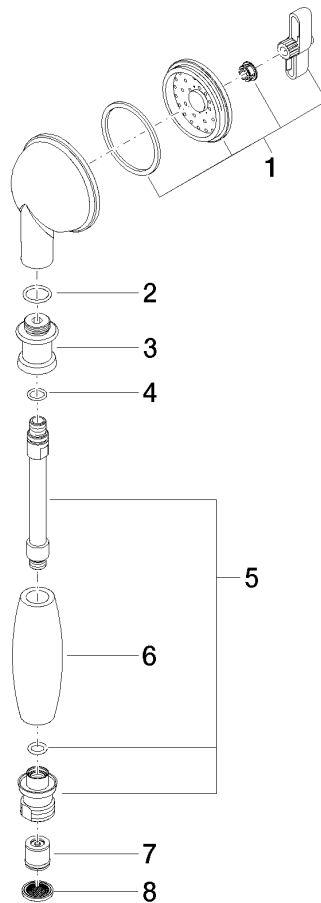
28 002 970

Certificates

LGA_8

**MADISON Metal hand shower with porcelain insert (white) FlowReduce -
Brushed Durabronz (23kt Gold)**

28 002 970
Parts for other
finishes can be found
here: [Chrome](#)



Spare parts list

No.	Item Number	Name	Quantity used	Delivery time
1	90 12 01 010 00 90	set	1	2
2	09 14 10 069 90	seal	1	2
3	09 24 04 059 20-28	nipple	1	20
4	09 14 10 042 90	seal	1	2
5	90 28 22 033 00-28	insert	1	20
6	11 167 820 60	handle	1	2
7	09 23 01 166 90	flow reducer	1	2
8	09 23 01 039 90	sieve	1	2