
















MADISON Hand shower - Platinum

28 002 978



- Three settings: COMPACT RAIN, COMPACT SOFT FLOW, COMPACT AQUAPRESSURE FLOW, max. flow rate 9 l/min (at 3 bar)
- with anti-scale system
- spray head Ø 95mm
- 1/2" connection

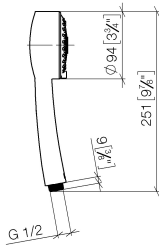
Intrinsic protection against back flow.

	Platinum	28 002 978-08
	Chrome	28 002 978-00
	Chrome	28 002 978-00 0010
	Brushed Platinum	28 002 978-06
	Brushed Platinum	28 002 978-06 0010
	Platinum	28 002 978-08 0010
	Durabrass (23kt Gold)	28 002 978-09
	Durabrass (23kt Gold)	28 002 978-09 0010
	Brushed Durabrass (23kt Gold)	28 002 978-28
	Brushed Durabrass (23kt Gold)	28 002 978-28 0010
	Brushed Chrome	28 002 978-93
	Brushed Chrome	28 002 978-93 0010
	Brushed Dark Platinum	28 002 978-99
	Brushed Dark Platinum	28 002 978-99 0010

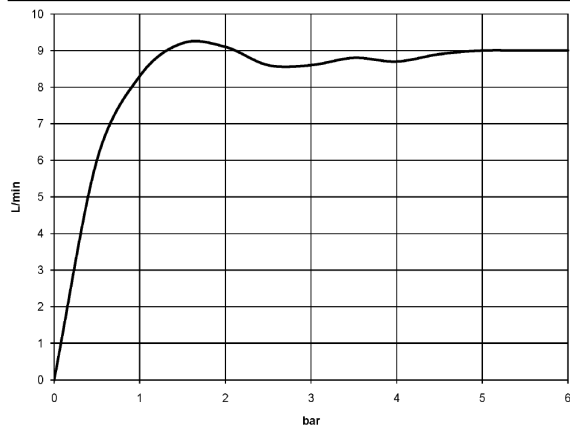
**MADISON Hand shower - Platinum**

28 002 978

mm [inches]



**Flow rate chart**



**Codes & Standards**

DIN 4109

ISO 3822

Ü-Zeichen



## MADISON Hand shower - Platinum

---

28 002 978

Certificates

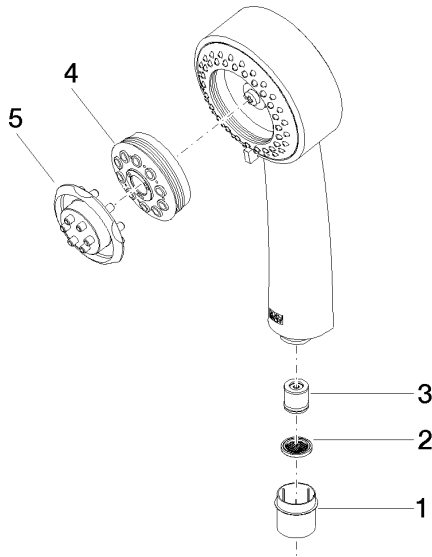
---

LGA\_18

# MADISON Hand shower - Platinum

28 002 978

Parts for other  
finishes can be found  
here: [Chrome](#)



## Spare parts list

No.	Item Number	Name	Quantity used	Delivery time
1	09 21 02 115 90	cap	1	2
2	09 23 01 039 90	sieve	1	2
3	09 23 01 077 90	flow reducer	1	2
4	04 12 11 071 00 90	shower	1	2
5	09 30 09 022 90	key	1	2