

Hand shower - Matte White

28 014 979 Product version from 4/1/2024



- three settings: normal flow, soft flow, massage flow
- with anti-scale system
- spray head Ø 100mm
- 1/2" connection
- max. flow 6.8 l/min
- This product can help a building meet the requirements of Green Building Rating Systems, e.g. LEED®, BREEAM®, DGNB
- WRAS

Intrinsic protection against back flow.

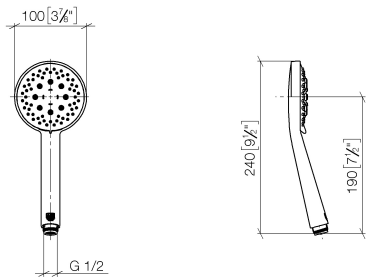
	Matte White	28 014 979-10 0010
	Chrome	28 014 979-00
	Brushed Platinum	28 014 979-06
	Platinum	28 014 979-08
	Matte White	28 014 979-10
	Light Gold	28 014 979-26 0010
	Brushed Light Gold	28 014 979-27 0010
	Brushed Durabrass (23kt Gold)	28 014 979-28
	Matte Black	28 014 979-33
	Cyprum	28 014 979-49 0010
	Brushed Chrome	28 014 979-93
	Brushed Dark Platinum	28 014 979-99




Hand shower - Matte White

28 014 979 Product version from 4/1/2024

mm [inches]



Codes & Standards

ASME A112.18.1	cUPC	EN 1112	EPA WaterSense
Scottish Water Byelaws	UK Water Supply Regulations	WaterSense	

Certificates

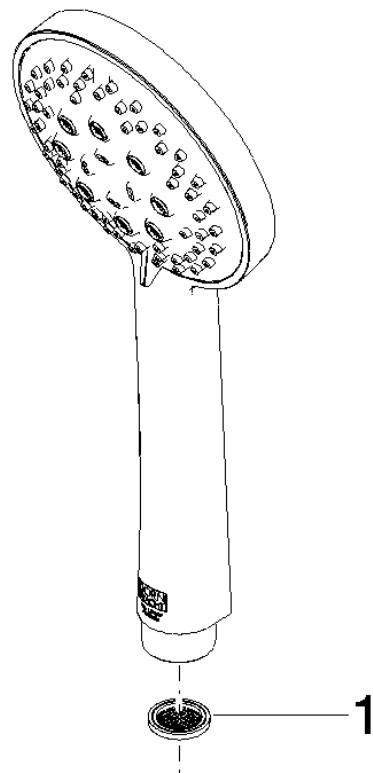
IAPMO_11777	DVGW_DW-6517DN0	WRAS_2210	IAPMO_4976 (
-------------	-----------------	-----------	--------------



Hand shower - Matte White

28 014 979 Product version from 4/1/2024

Parts for other
finishes can be found
here: [Chrome](#)



Spare parts list

No.	Item Number	Name	Quantity used	Delivery time
1	09 23 01 039 90	sieve	1	2