

Hand shower - Chrome



SERIES SPECIFIC

28 018 832

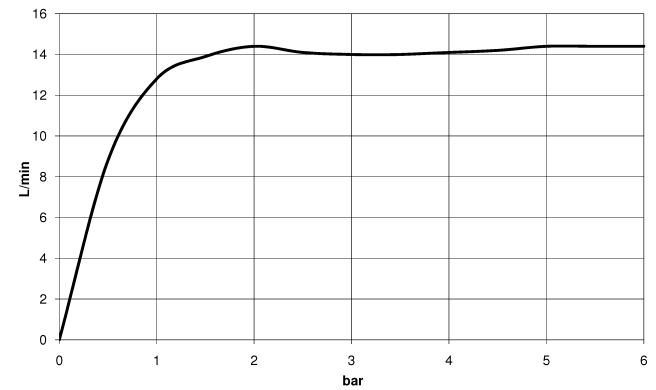


- three settings: normal flow, soft flow, massage flow
- with anti-scale system
- spray head Ø 100mm
- 1/2" connection
- max. flow 7.6 l/min
- WRAS
- This product can help a building meet the requirements of Green Building Rating Systems, e.g. LEED®, BREEAM®, DGNB

Intrinsic protection against back flow.

	Chrome	28 018 832-00
	Soft Black	28 018 832-69

Flow rate chart



Codes & Standards

DIN 4109

ISO 3822

Scottish Water
Byelaws

UK Water Supply
Regulations

Ü-Zeichen



Hand shower - Chrome

SERIES SPECIFIC

28 018 832

Certificates and sustainability

LGA_29

WRAS_2210