

## SERIES-VARIOUS Hand shower - Matte Black

IMO

28 029 979



- COMPACT RAIN, max. flow rate 6.8 l/min (at 3 bar)
- with anti-scale system
- 1/2" connection
- This product can help a building meet the requirements of Green Building Rating Systems, e.g. LEED®, BREEAM®, DGNB

Intrinsic protection against back flow.

Fits: IMO, LULU, MADISON, MEM, TARA, CL.1, LISSÉ, VAIA, META, CYO

	Matte Black	28 029 979-33 0010
	Chrome	28 029 979-00
	Chrome	28 029 979-00 0010
	Brushed Platinum	28 029 979-06 0010
	Brushed Platinum	28 029 979-06
	Platinum	28 029 979-08 0010
	Platinum	28 029 979-08
	Dark Chrome	28 029 979-19
	Dark Chrome	28 029 979-19 0010
	Light Gold	28 029 979-26 0010
	Light Gold	28 029 979-26
	Brushed Durabass (23kt Gold)	28 029 979-28 0010
	Brushed Durabass (23kt Gold)	28 029 979-28
	Matte Black	28 029 979-33
	Brushed Champagne (22kt Gold)	28 029 979-46
	Brushed Champagne (22kt Gold)	28 029 979-46 0010
	Champagne (22kt Gold)	28 029 979-47
	Champagne (22kt Gold)	28 029 979-47 0010
	Brushed Chrome	28 029 979-93
	Brushed Chrome	28 029 979-93 0010
	Brushed Dark Platinum	28 029 979-99 0010
	Brushed Dark Platinum	28 029 979-99

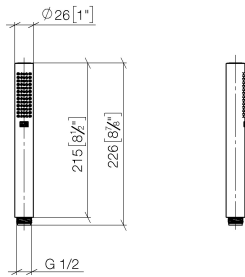


SERIES-VARIOUS Hand shower - Matte Black

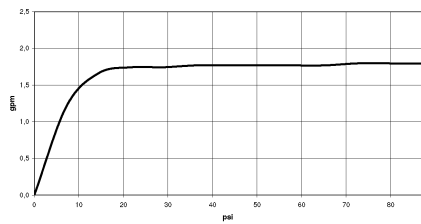
IMO

28 029 979

mm [inches]




Flow rate chart



**Product version from 4/1/2024**

Parts for other  
finishes can be found  
here: [Chrome](#)





## SERIES-VARIOUS Hand shower - Matte Black

IMO

28 029 979

### Spare parts list

#### Product version from 4/1/2024

No.	Item Number	Name	Quantity used	Delivery time
	09 23 01 039 90	sieve	2	2