

## Shower head FlowReduce - Brushed Platinum

## SERIES SPECIFIC



























28 508 979 Product version up to 5/15/2020



- spray head Ø 92mm
- Three settings: COMPACT RAIN, COMPACT SOFT FLOW, COMPACT AQUAPRESSURE FLOW, max. flow rate 6.8 l/min (at 3 bar)
- Function from: l/min
- with anti-scale system

### Technical data:

- 200mm projection
- ball-joint pivotable through 30°
- rosette Ø 55 mm
- 1/2" connection

	Brushed Platinum	28 508 979-06 0010
	Chrome	28 508 979-00 0010
	Chrome	28 508 979-00
	Brushed Platinum	28 508 979-06
	Platinum	28 508 979-08 0010
	Platinum	28 508 979-08
	Dark Chrome	28 508 979-19 0010
	Dark Chrome	28 508 979-19
	Light Gold	28 508 979-26 0010
	Light Gold	28 508 979-26
	Brushed Light Gold	28 508 979-27 0010
	Brushed Light Gold	28 508 979-27
	Brushed Durabrass (23kt Gold)	28 508 979-28 0010
	Brushed Durabrass (23kt Gold)	28 508 979-28
	Matte Black	28 508 979-33 0010
	Matte Black	28 508 979-33
	Brushed Dark Brass	28 508 979-39 0010
	Brushed Dark Brass	28 508 979-39
	Brushed Bronze	28 508 979-42 0010
	Brushed Bronze	28 508 979-42
	Brushed Champagne (22kt Gold)	28 508 979-46 0010
	Brushed Champagne (22kt Gold)	28 508 979-46
	Champagne (22kt Gold)	28 508 979-47 0010
	Champagne (22kt Gold)	28 508 979-47
	Brushed Chrome	28 508 979-93 0010
	Brushed Chrome	28 508 979-93



Shower head FlowReduce - Brushed Platinum

SERIES SPECIFIC

28 508 979    Product version up to 5/15/2020


	Brushed Dark Platinum	28 508 979-99 0010
	Brushed Dark Platinum	28 508 979-99

28 508 979    Product version up to 5/15/2020

mm [inches]



Codes & Standards

ASME A112.18.1	cUPC	DIN 4109	EPA WaterSense
ISO 3822	Ü-Zeichen	WaterSense	

Certificates and sustainability

LGA_38	IAPMO_4976	IAPMO_11777
--------	------------	-------------

28 508 979    Product version up to 5/15/2020

Parts for other  
 finishes can be found  
 here: [Chrome](#)



Spare parts list

No.	Item Number	Name	Quantity used	Delivery time
1	09 27 22 019-06	rosette	1.00	10
4	04 12 11 110 30-06	shower	1.00	10
3	09 11 03 011-06	connection	1.00	10
2	90 14 10 026 00 90	seal	1.00	2